

# Izvijači VDE i ispitivač napona garnitura u kartonskoj ambalaži

603CS6TVDE




## Profili

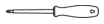



## Atributi proizvoda

### Set sadrži:

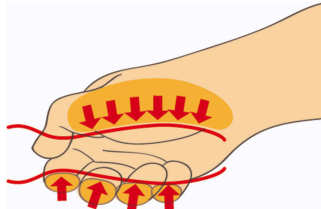
- 3x izvijač plosnati električarski VDE (artikal 603VDE) dim. 0.8x4.0x100, 1.0x5.5x125, 1.2x6.5x150
- 2x izvijač križni (PH) VDE (artikal 613VDE) dim. PH 1x80, PH 2x100
- 1x ispitivač napona 220 - 250 V (artikal 630VDE) dim. 0.5x3.0x140

Naziv proizvoda	SKU	Članak	Standardi	Količina
Izvijači VDE i ispitivač napona garnitura u kartonskoj ambalaži	617045	603CS6TVDE	-	6
Izvijač plosnati električarski VDE		603VDE	0.8 x 4.0x100, 1.0 x 5.5x125, 1.2 x 6.5x150	3

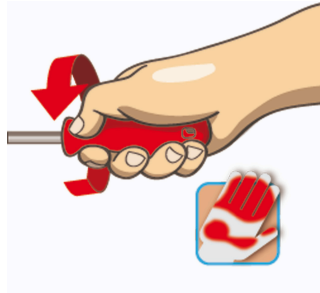
Naziv proizvoda	SKU	Članak	Standardi	Količina
Izvijač križni (PH) VDE		613VDE	PH1x80, PH2x100	2
Ispitivač napona 220 - 250 V		630VDE	0.5 x 3.0x140	1

\* Slike proizvoda su simbolične. Sve dimenzije su u mm, masa je u g.

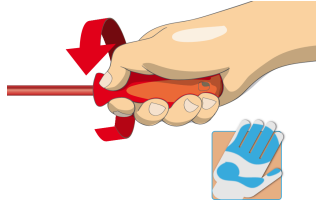
## upotreba (pictures)



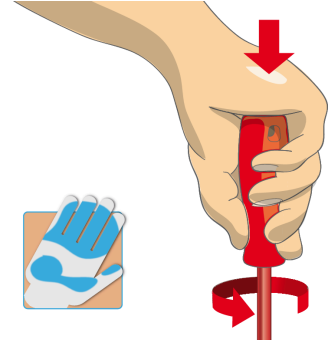
Ergonomski oblikovana drška za odličan prihvat i zaštitu ruke korisnika



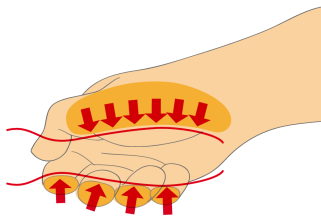
Velika kontaktna površina obezbeđuje postizanje većeg obrtnog momenta.



Ergonomski dizajnirana ručka štiti vašu ruku



Velika kontaktna površina = veći okretni moment



## Safety tips



- Use a screw holding screwdriver to get screws started in awkward, hard-to-reach areas.
- Use a stubby screwdriver in close quarters where a conventional screwdriver cannot be used.
- A rounded tip should be redressed with a file; make sure edges are straight.
- Screwdrivers used in the shop are best stored in a rack. This way, the proper selection of the right screwdriver can be quickly made.
- Keep the screwdriver handle clean; a greasy handle is apt to cause accidents.
- A screwdriver should never be used as pry bar. If it is overstressed in this manner, the blade might break and send a particle



- Don't use pliers on the handle of a screwdriver to get extra turning power. A wrench should only be used on the square shank or bolster of a screwdriver that is especially designed for that purpose.
- Don't expose a screwdriver blade to excessive heat as it may reduce the hardness of the blade.
- Don't use a screwdriver with a split or broken handle.
- Don't use a regular screwdriver to check a storage battery or to determine if an electrical circuit is live.
- Don't use tools that shows sign of wear and have the second layer of plastic visible.

of steel into the operator's arm or even towards his eyes.

- VDE tools that have several parts, have to be assembled correctly before use.
- When working with VDE tools avoid contact with water.