

Set kaçavidash VDE me fazomatës,në kuti kartoni

603CS6TVDE




Profiles





Product features

Seti përfshin:

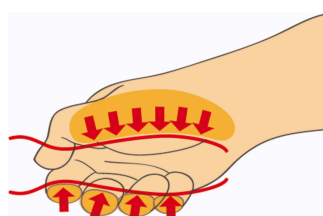
- 3xKaçavidë e sheshtë me izolim VDE (artikel 603VDE) nr. 0,8x4,0x100, 1,0x5,5x125, 1,2x6,5x150
- Kaçavida Phillips me 2 x izolim (PH) VDE (artikulli 613VDE) nr. PH 1x80, PH 2x100
- 1x testues tension 220-250V (art. 630VDE), dim. 0.5x3.0x140

Product name	SKU	Article	Dimensions	Quantity
Set kaçavidash VDE me fazomatës,në kuti kartoni	617045	603CS6TVDE	-	6
Kaçavidë e rrafshët me izolim VDE		603VDE	0.8 x 4.0x100, 1.0 x 5.5x125, 1.2 x 6.5x150	3

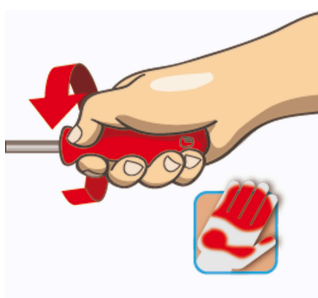
Product name	SKU	Article	Dimensions	Quantity
Kaçavidë kryq (PH) e izoluar VDE		613VDE	PH1x80, PH2x100	2
Testues i tensionit 220-250 V		630VDE	0.5 x 3.0x140	1

* Imazhet e produkteve janë simbolike. Të gjitha dimensionet janë në mm, pesha në gram. Të gjitha dimensionet e listuara mund të ndryshojnë në tolerancë.

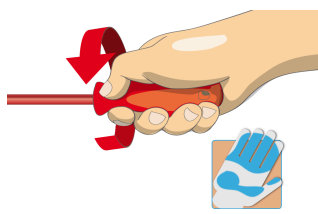
Usage (pictures)



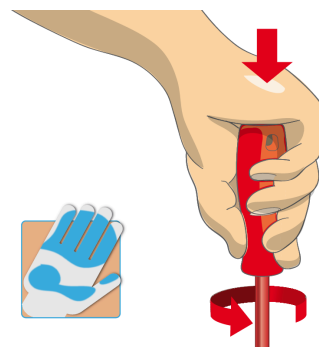
Ergonomik trajtuar projektimit për mbrojtjen e duart tuaja.



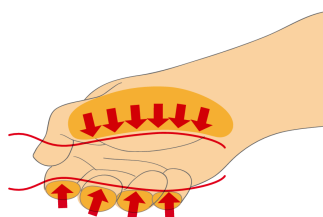
E madhe zona e kontaktit me dorë për më shumë pushtet çift rrotullues.



Ergonomik trajtuar dizajn = mbrojtur dorën tuaj



Dora e madhe zona e kontaktit = më shumë pushtet çift rrotullues



Safety tips



- Use a screw holding screwdriver to get screws started in awkward, hard-to-reach areas.
- Use a stubby screwdriver in close quarters where a conventional screwdriver cannot be used.
- A rounded tip should be redressed with a file; make sure edges are straight.
- Screwdrivers used in the shop are best stored in a rack. This way, the proper selection of the right screwdriver can be quickly made.
- Keep the screwdriver handle clean; a greasy handle is apt to cause accidents.



- Don't use pliers on the handle of a screwdriver to get extra turning power. A wrench should only be used on the square shank or bolster of a screwdriver that is especially designed for that purpose.
- Don't expose a screwdriver blade to excessive heat as it may reduce the hardness of the blade.
- Don't use a screwdriver with a split or broken handle.
- Don't use a regular screwdriver to check a storage battery or to determine if an electrical circuit is live.
- Don't use tools that shows sign of wear and have the second layer of plastic visible.

- A screwdriver should never be used as pry bar. If it is overstressed in this manner, the blade might break and send a particle of steel into the operator's arm or even towards his eyes.
- VDE tools that have several parts, have to be assembled correctly before use.
- When working with VDE tools avoid contact with water.