

VDE Schroevendraaierset

603CS6VDE





Profielen



Product attributen

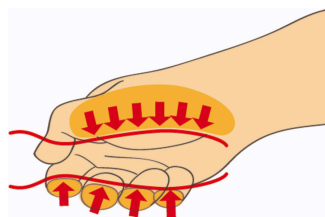
Set bevat

- 4x electrician's screwdriver with insulated blade VDE (article 603VDE) dim. 0.4x2.5x75, 0.8x4.0x100, 1.0x5.5x125, 1.2x6.5x150
- 2x crosstip (PH) screwdriver with insulated blade VDE (article 613VDE/TBI) dim. PH 1x80, PH 2x100

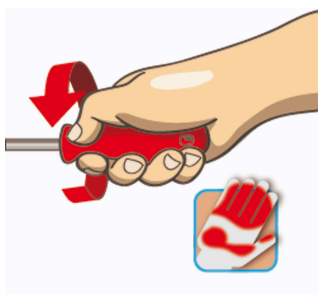
Productnaam	SKU	Artikel	Afmetingen	Hoeveelheid
VDE Schroevendraaierset	617044	603CS6VDE	-	6
VDE elektricien schroevendraaiër, sleuf		603VDE	0.4 x 2.5x75, 0.8 x 4.0x100, 1.0 x 5.5x125, 1.2 x 6.5x150	4
VDE schroevendraaiër, phillips		613VDE	PH1x80, PH2x100	2

* Afbeeldingen van producten zijn symbolisch. Alle afmetingen zijn in mm en gewicht in gram. Alle vermelde afmetingen kunnen variëren in tolerantie.

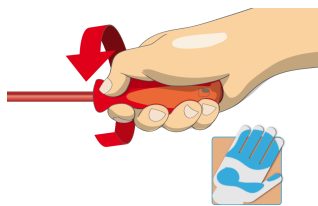
Gebruik (Afbeeldingen)



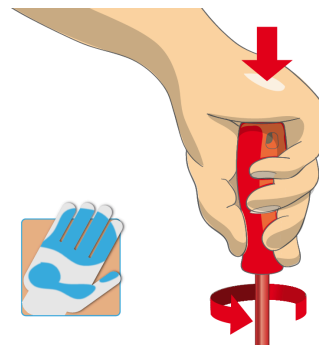
Ergonomisch handvat om uw handen te beschermen.



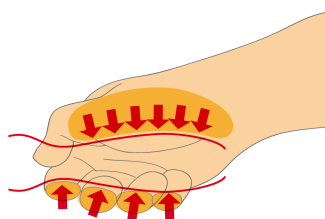
Groot handvat voor meer torsiëkracht.



Ergonomisch handvat = bescherming voor uw hand



Groot contactvlak = meer draaikracht



Veiligheidstips



- Use a screw holding screwdriver to get screws started in awkward, hard-to-reach areas.
- Use a stubby screwdriver in close quarters where a conventional screwdriver cannot be used.
- A rounded tip should be redressed with a file; make sure edges are straight.
- Screwdrivers used in the shop are best stored in a rack. This way, the proper selection of the right screwdriver can be quickly made.
- Keep the screwdriver handle clean; a greasy handle is apt to cause accidents.
- A screwdriver should never be used as pry bar. If it is overstressed in this manner, the blade might break and send a particle of steel into the operator's arm or even towards his eyes.
- VDE tools that have several parts, have to be assembled correctly before use.



- Don't use pliers on the handle of a screwdriver to get extra turning power. A wrench should only be used on the square shank or bolster of a screwdriver that is especially designed for that purpose.
- Don't expose a screwdriver blade to excessive heat as it may reduce the hardness of the blade.
- Don't use a screwdriver with a split or broken handle.
- Don't use a regular screwdriver to check a storage battery or to determine if an electrical circuit is live.
- Don't use tools that shows sign of wear and have the second layer of plastic visible.

- When working with VDE tools avoid contact with water.