

Serie di giraviti VDE

603CS6VDE





Profili



Attributi del prodotto

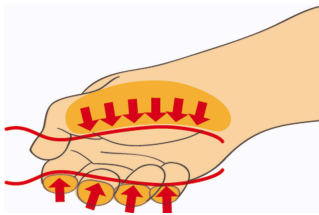
Incluso:

- 4x giravite per elettricisti con lama isolata VDE (articoli 603VDE) dim. 0.4x2.5x75, 0.8x4.0x100, 1.0x5.5x125, 1.2x6.5x150
- 2x giravite a croce (PH) con lama isolata VDE (articoli 613VDE/TBI) dim. PH 1x80, PH 2x100

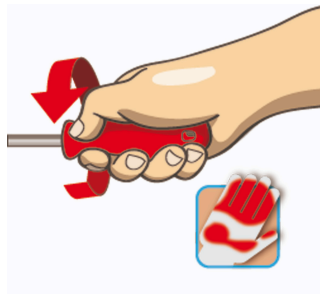
Nome prodotto	SKU	Articolo	Dimensioni	Quantità
Serie di giraviti VDE	617044	603CS6VDE	-	6
Giravite per elettricisti con lama isolata VDE		603VDE	0.4 x 2.5x75, 0.8 x 4.0x100, 1.0 x 5.5x125, 1.2 x 6.5x150	4
Giravite a croce (PH) con lama isolata VDE		613VDE	PH1x80, PH2x100	2

* Le immagini dei prodotti sono puramente simboliche. Tutte le dimensioni sono in mm, peso in grammi.

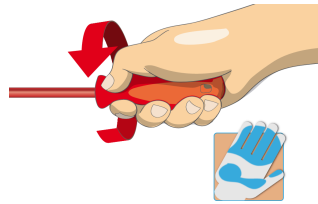
Utilizzo (pictures)



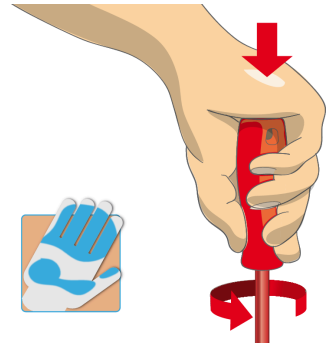
Impugnatura ergonomica per proteggere le mani.



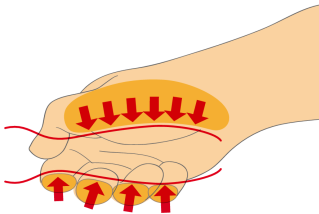
Migliore aderenza per una maggiore coppia.



Impugnatura ergonomica = protezione della mano



Ampia superficie di contatto della mano = maggior potere di serraggio



Safety tips



- Use a screw holding screwdriver to get screws started in awkward, hard-to-reach areas.
- Use a stubby screwdriver in close quarters where a conventional screwdriver cannot be used.
- A rounded tip should be redressed with a file; make sure edges are straight.
- Screwdrivers used in the shop are best stored in a rack. This way, the proper selection of the right screwdriver can be quickly made.
- Keep the screwdriver handle clean; a greasy handle is apt to cause accidents.
- A screwdriver should never be used as pry bar. If it is overstressed in this manner, the blade might break and send a particle of steel into the operator's arm or even towards his eyes.
- VDE tools that have several parts, have



- Don't use pliers on the handle of a screwdriver to get extra turning power. A wrench should only be used on the square shank or bolster of a screwdriver that is especially designed for that purpose.
- Don't expose a screwdriver blade to excessive heat as it may reduce the hardness of the blade.
- Don't use a screwdriver with a split or broken handle.
- Don't use a regular screwdriver to check a storage battery or to determine if an electrical circuit is live.
- Don't use tools that shows sign of wear and have the second layer of plastic visible.

to be assembled correctly before use.

- When working with VDE tools avoid contact with water.