

Kontrol kalemlı tornavida takımı VDE TBI

603CS6TVDETBI




Profiles

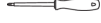
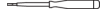


Product features

Set includes:

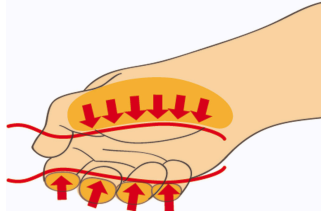
- 3x VDETBI electrician's screwdriver with insulated blade (article 603VDETBI) dim. 0.8x4.0x100, 1.0x5.5x125, 1.2x6.5x150
- 2x VDETBI crosstip (PH) screwdriver with insulated blade (article 613VDETBI) dim. PH 1x80, PH 2x100
- 1x voltage tester 220 - 250 V (article 630VDE) dim. 0.5x3.0x140

| Product name | SKU | Article | Dimensions | Quantity |
|---|---|---------------|---|----------|
| Kontrol kalemlı tornavida takımı VDE TBI | 617043 | 603CS6TVDETBI | - | 6 |
| izoleli süngülü elektrikçi tip tornavida, VDE TBI |  | 603VDETBI | 0.8 x 4.0x100, 1.0 x 5.5x125, 1.2 x 6.5x150 | 3 |

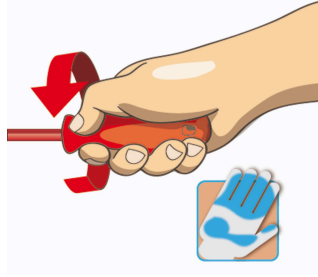
| Product name | SKU | Article | Dimensions | Quantity |
|--|---|-----------|-----------------|----------|
| izoleli süngümlü yıldız (PH) tornavida, VDE TBI |  | 613VDETBI | PH1x80, PH2x100 | 2 |
| Kontrol kalemi 220 - 250 V |  | 630VDE | 0.5 x 3.0x140 | 1 |

* Ürünlerin resimleri semboliktir. Bütün boyutlar mm ve ağırlık gram cinsindedir.

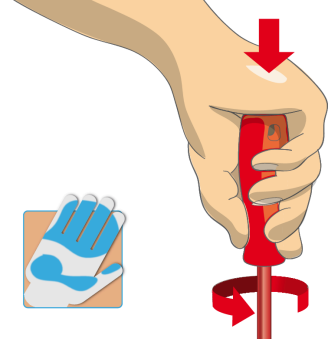
Usage (pictures)



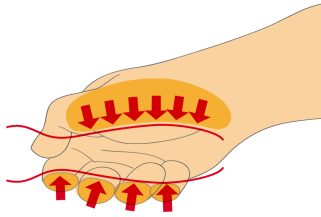
Ellerinizi korumak için ergonomik kol tasarımı.



Ergonomik sap tasarımı = ellerinizi korur



Geniş el temas alanı = daha fazla tork gücü



Safety tips



- Use a screw holding screwdriver to get screws started in awkward, hard-to-reach areas.
- Use a stubby screwdriver in close quarters where a conventional screwdriver cannot be used.
- A rounded tip should be redressed with a file; make sure edges are straight.
- Screwdrivers used in the shop are best stored in a rack. This way, the proper selection of the right screwdriver can be quickly made.
- Keep the screwdriver handle clean; a greasy handle is apt to cause accidents.
- A screwdriver should never be used as pry bar. If it is overstressed in this manner,



- Don't use pliers on the handle of a screwdriver to get extra turning power. A wrench should only be used on the square shank or bolster of a screwdriver that is especially designed for that purpose.
- Don't expose a screwdriver blade to excessive heat as it may reduce the hardness of the blade.
- Don't use a screwdriver with a split or broken handle.
- Don't use a regular screwdriver to check a storage battery or to determine if an electrical circuit is live.
- Don't use tools that shows sign of wear and have the second layer of plastic visible.

the blade might break and send a particle of steel into the operator's arm or even towards his eyes.

- VDE tools that have several parts, have to be assembled correctly before use.
- When working with VDE tools avoid contact with water.