

Набор отвёрток изолированных с индикатором, рукоятки TBI, в картонной упаковке

603CS6TVDEETBI






Профили



Описание товара

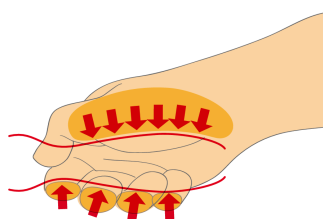
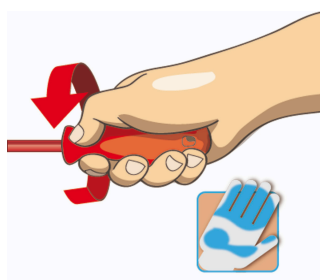
В комплекте:

- 3x отвёртки шлицевых изолированных, рукоятка TBI (арт. 603VDEETBI) 0.8x4.0x100, 1.0x5.5x125, 1.2x6.5x150
- 2x отвёртки крестовых PH изолированных, рукоятка TBI (арт. 613VDEETBI) PH 1x80, PH 2x100
- 1x Индикатор 220-250 В (арт. 630VDE) 0.5x3.0x140

Наименование товара	SKU	Артикул	Размеры	Количество
Набор отвёрток изолированных с индикатором, рукоятки TBI, в картонной упаковке	617043	603CS6TVDETBI	-	6
Отвёртка шлицевая изолированная, рукоятка TBI		603VDETBI	0.8 x 4.0x100, 1.0 x 5.5x125, 1.2 x 6.5x150	3
Отвёртка крестовая PH изолированная, рукоятка TBI		613VDETBI	PH1x80, PH2x100	2
Индикатор 220-250 В		630VDE	0.5 x 3.0x140	1

* Изображения продуктов носят демонстрационный характер. Все размеры указаны в миллиметрах, вес в граммах.

Использование (картинки)



Советы по безопасности



- Use a screw holding screwdriver to get screws started in awkward, hard-to-reach areas.
- Use a stubby screwdriver in close quarters where a conventional screwdriver



- Don't use pliers on the handle of a screwdriver to get extra turning power. A wrench should only be used on the square shank or bolster of a screwdriver that is especially designed for that purpose.

cannot be used.

- A rounded tip should be redressed with a file; make sure edges are straight.
- Screwdrivers used in the shop are best stored in a rack. This way, the proper selection of the right screwdriver can be quickly made.
- Keep the screwdriver handle clean; a greasy handle is apt to cause accidents.
- A screwdriver should never be used as pry bar. If it is overstressed in this manner, the blade might break and send a particle of steel into the operator's arm or even towards his eyes.
- VDE tools that have several parts, have to be assembled correctly before use.
- When working with VDE tools avoid contact with water.

- Don't expose a screwdriver blade to excessive heat as it may reduce the hardness of the blade.
- Don't use a screwdriver with a split or broken handle.
- Don't use a regular screwdriver to check a storage battery or to determine if an electrical circuit is live.
- Don't use tools that shows sign of wear and have the second layer of plastic visible.