

Szigetelt csavarhúzó-készlet VDE TBI markolattal, fáziskeresővel

603CS6TVDEBTBI



Profilok






Termékjellemzők

Készlet tartalma:

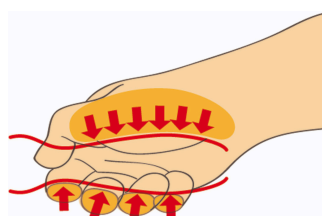
- 3x villanszerelő csavarhúzó szigetelt szárral, VDE TBI (603VDEBTBI): 0.8x4.0x100, 1.0x5.5x125, 1.2x6.5x150
- 2x Phillips csavarhúzó szigetelt szárral, VDE TBI (613VDEBTBI): PH 1x80, PH 2x100
- 1x fáziskereső 220 - 250 V (630VDE): 0.5x3.0x140

Termék megnevezése	SKU	Cikk	Méretek	Mennyiség
Szigetelt csavarhúzó-készlet VDE TBI markolattal, fáziskeresővel	617043	603CS6TVDEBTBI	-	6

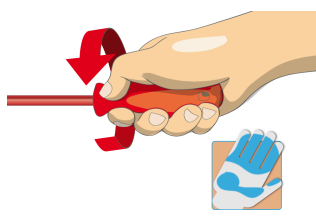
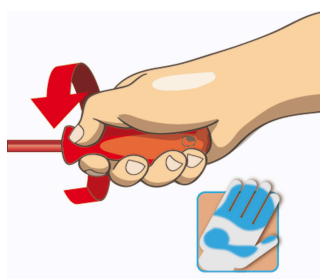
Termék megnevezése	SKU	Cikk	Méretek	Mennyiség
Szigetelt lapos (SL) villanszerelő csavarhúzó VDE TBI markolattal		603VDEBTBI	0.8 x 4.0x100, 1.0 x 5.5x125, 1.2 x 6.5x150	3
Szigetelt Phillips (PH) csavarhúzó VDE TBI markolattal		613VDEBTBI	PH1x80, PH2x100	2
Fáziskereső, 220 - 250 V		630VDE	0.5 x 3.0x140	1

* A termékképek illusztrációk. Minden feltüntetett méret milliméterben, a tömegek grammokban. Az összes feltüntetett méret eltérhet a toleranciának megfelelően.

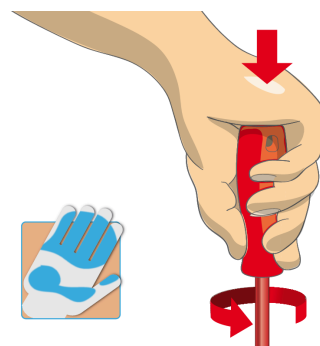
Használat (pictures)



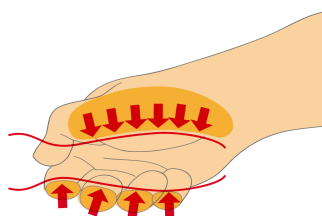
Ergonomikus markolat kialakítás a kezek védelméért.



Ergonómiailag tervezett markolat = a kéz védelme



Nagyobb érintkező felület a kézzel = nagyobb nyomaték



Safety tips



- Use a screw holding screwdriver to get screws started in awkward, hard-to-reach areas.
- Use a stubby screwdriver in close quarters where a conventional screwdriver cannot be used.
- A rounded tip should be redressed with a file; make sure edges are straight.
- Screwdrivers used in the shop are best stored in a rack. This way, the proper



- Don't use pliers on the handle of a screwdriver to get extra turning power. A wrench should only be used on the square shank or bolster of a screwdriver that is especially designed for that purpose.
- Don't expose a screwdriver blade to excessive heat as it may reduce the hardness of the blade.
- Don't use a screwdriver with a split or broken handle.

selection of the right screwdriver can be quickly made.

- Keep the screwdriver handle clean; a greasy handle is apt to cause accidents.
- A screwdriver should never be used as pry bar. If it is overstressed in this manner, the blade might break and send a particle of steel into the operator's arm or even towards his eyes.
- VDE tools that have several parts, have to be assembled correctly before use.
- When working with VDE tools avoid contact with water.

- Don't use a regular screwdriver to check a storage battery or to determine if an electrical circuit is live.

- Don't use tools that shows sign of wear and have the second layer of plastic visible.