

# Jeu de 6 tournevis VDE 1000V TBI plats et PHILLIPS avec testeur de tension

603CS6TVDEETBI






## Profils



## Description produit

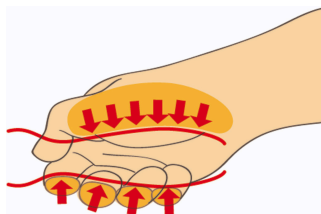
### Le jeu comprend :

- 3x VDETBI electrician's screwdriver with insulated blade (article 603VDETBI) dim. 0.8x4.0x100, 1.0x5.5x125, 1.2x6.5x150
- 2x VDETBI crosstip (PH) screwdriver with insulated blade (article 613VDETBI) dim. PH 1x80, PH 2x100
- 1x voltage tester 220 - 250 V (article 630VDE) dim. 0.5x3.0x140

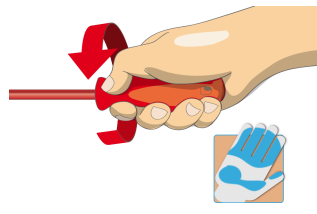
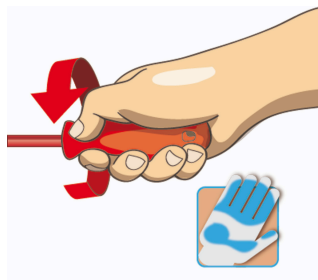
Nom du produit	SKU	Article	Dimensions	Quantité
Jeu de 6 tournevis VDE 1000V TBI plats et PHILLIPS avec testeur de tension	617043	603CS6TVDEETBI	-	6
Tournevis isolé VDE 1000V TBI électricien pour vis à fente	 603VDEETBI	603VDEETBI	0.8 x 4.0x100, 1.0 x 5.5x125, 1.2 x 6.5x150	3
Tournevis isolé VDE 1000V TBI pour vis à empreinte PHILLIPS	 613VDEETBI	613VDEETBI	PH1x80, PH2x100	2
Tournevis détecteur de tension 220-250 volts	 630VDE	630VDE	0.5 x 3.0x140	1

\* Les images des produits ne sont pas contractuelles. Toutes les dimensions sont en mm, les poids en grammes.

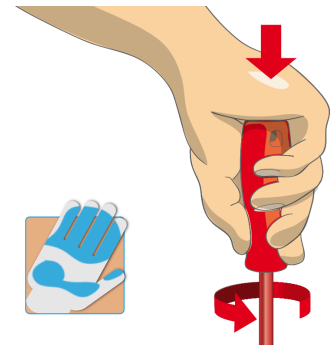
## Utilisation (pictures)



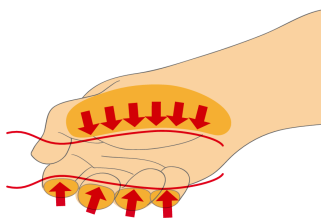
Conception de poignée ergonomique pour la protection des mains



Ergonomic handle design = protecting your hand



Large hand contact area = more torque power



## Safety tips



- Use a screw holding screwdriver to get screws started in awkward, hard-to-reach areas.
- Use a stubby screwdriver in close quarters where a conventional screwdriver cannot be used.



- Don't use pliers on the handle of a screwdriver to get extra turning power. A wrench should only be used on the square shank or bolster of a screwdriver that is especially designed for that purpose.
- Don't expose a screwdriver blade to excessive heat as it may reduce the

- A rounded tip should be redressed with a file; make sure edges are straight.

- Screwdrivers used in the shop are best stored in a rack. This way, the proper selection of the right screwdriver can be quickly made.

- Keep the screwdriver handle clean; a greasy handle is apt to cause accidents.

- A screwdriver should never be used as pry bar. If it is overstressed in this manner, the blade might break and send a particle of steel into the operator's arm or even towards his eyes.

- VDE tools that have several parts, have to be assembled correctly before use.

- When working with VDE tools avoid contact with water.

hardness of the blade.

- Don't use a screwdriver with a split or broken handle.

- Don't use a regular screwdriver to check a storage battery or to determine if an electrical circuit is live.

- Don't use tools that shows sign of wear and have the second layer of plastic visible.