

Szigetelt csavarhúzó-készlet VDE TBI markolattal

603CS6VDE TBI




Profilok




Termékjellemzők

Készlet tartalma:

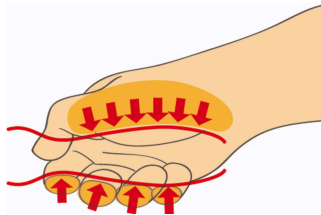
- 4x villanszerelő csavarhúzó szigetelt szárral, VDE TBI (603VDE TBI): 0.4x2.5x75, 0.8x4.0x100, 1.0x5.5x125, 1.2x6.5x150
- 2x Phillips csavarhúzó szigetelt szárral, VDE TBI (613VDE TBI): PH 1x80, PH 2x100

Termék megnevezése	SKU	Cikk	Méretek	Mennyiség
Szigetelt csavarhúzó-készlet VDE TBI markolattal	617042	603CS6VDE TBI	-	6
Szigetelt lapos (SL) villanszerelő csavarhúzó VDE TBI markolattal		603VDE TBI	0.4 x 2.5x75, 0.8 x 4.0x100, 1.0 x 5.5x125, 1.2 x 6.5x150	4

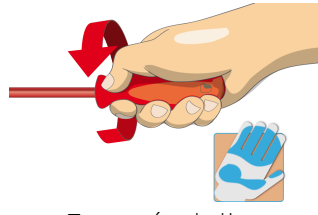
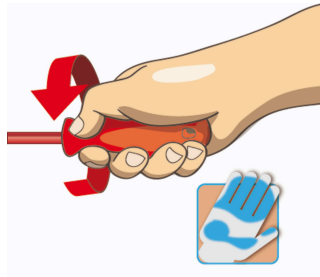
Termék megnevezése	SKU	Cikk	Méreték	Mennyiség
Szigetelt Phillips (PH) csavarhúzó VDE TBI markolattal		613VDETBI	PH1x80, PH2x100	2

* A termékképek illusztrációk. Minden feltüntetett méret milliméterben, a tömegek grammokban. Az összes feltüntetett méret eltérhet a toleranciának megfelelően.

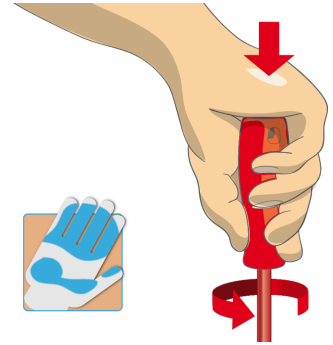
Használat (pictures)



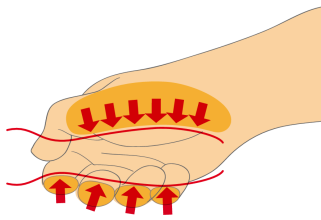
Ergonomikus markolat kialakítás a kezek védelméért.



Ergonómiailag tervezett markolat = a kéz védelme



Nagyobb érintkező felület a kézzel = nagyobb nyomaték



Safety tips



- Use a screw holding screwdriver to get screws started in awkward, hard-to-reach areas.
- Use a stubby screwdriver in close quarters where a conventional screwdriver cannot be used.
- A rounded tip should be redressed with a file; make sure edges are straight.
- Screwdrivers used in the shop are best stored in a rack. This way, the proper selection of the right screwdriver can be quickly made.
- Keep the screwdriver handle clean; a greasy handle is apt to cause accidents.



- Don't use pliers on the handle of a screwdriver to get extra turning power. A wrench should only be used on the square shank or bolster of a screwdriver that is especially designed for that purpose.
- Don't expose a screwdriver blade to excessive heat as it may reduce the hardness of the blade.
- Don't use a screwdriver with a split or broken handle.
- Don't use a regular screwdriver to check a storage battery or to determine if an electrical circuit is live.
- Don't use tools that shows sign of wear and have the second layer of plastic visible.

- A screwdriver should never be used as pry bar. If it is overstressed in this manner, the blade might break and send a particle of steel into the operator's arm or even towards his eyes.
- VDE tools that have several parts, have to be assembled correctly before use.
- When working with VDE tools avoid contact with water.