

Set kaçavidash VDETBI,në kuti kartoni

603CS6VDETBI




Profiles



Product features

Seti përfshin:

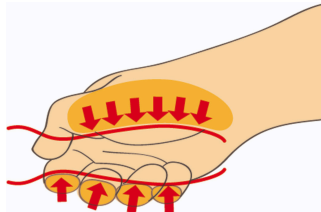
- 4x Kaçavidë e sheshtë me izolim VDETBI (artikulli 603VDETBI) nr. 0,4x2,5x75, 0,8x4,0x100, 1,0x5,5x125, 1,2x6,5x150
- 2x kaçavida të izoluaru kryq (PH) me dorezë TBI (art. 613VDETBI), dim. PH 1x80, PH 2x100

Product name	SKU	Article	Dimensions	Quantity
Set kaçavidash VDETBI,në kuti kartoni	617042	603CS6VDETBI	-	6
Kaçavidë e rrafshët me izolim VDETBI		603VDETBI	0.4 x 2.5x75, 0.8 x 4.0x100, 1.0 x 5.5x125, 1.2 x 6.5x150	4

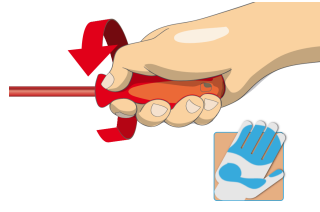
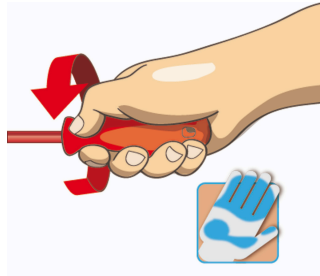
Product name	SKU	Article	Dimensions	Quantity
Kaçavidë kryq (PH) e izoluar VDETBI		613VDETBI	PH1x80, PH2x100	2

* Imazhet e produkteve janë simbolike. Të gjitha dimensionet janë në mm, pesha në gram. Të gjitha dimensionet e listuara mund të ndryshojnë në tolerancë.

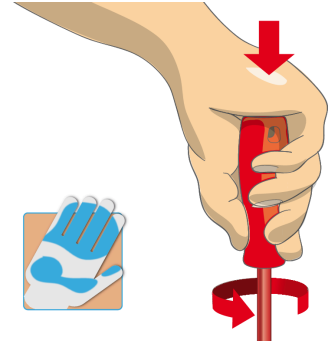
Usage (pictures)



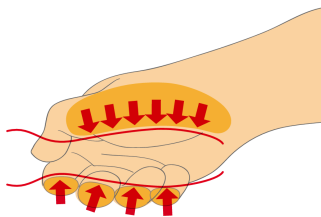
Ergonomik trajtuar projektimit për mbrojtjen e duart tuaja.



Ergonomik trajtuar dizajn = mbrojtur dorën tuaj



Dora e madhe zona e kontaktit = më shumë pushtet çift rrotullues



Safety tips



- Use a screw holding screwdriver to get screws started in awkward, hard-to-reach areas.
- Use a stubby screwdriver in close quarters where a conventional screwdriver cannot be used.
- A rounded tip should be redressed with a file; make sure edges are straight.
- Screwdrivers used in the shop are best stored in a rack. This way, the proper selection of the right screwdriver can be quickly made.
- Keep the screwdriver handle clean; a greasy handle is apt to cause accidents.
- A screwdriver should never be used as pry bar. If it is overstressed in this manner,



- Don't use pliers on the handle of a screwdriver to get extra turning power. A wrench should only be used on the square shank or bolster of a screwdriver that is especially designed for that purpose.
- Don't expose a screwdriver blade to excessive heat as it may reduce the hardness of the blade.
- Don't use a screwdriver with a split or broken handle.
- Don't use a regular screwdriver to check a storage battery or to determine if an electrical circuit is live.
- Don't use tools that shows sign of wear and have the second layer of plastic visible.

the blade might break and send a particle of steel into the operator's arm or even towards his eyes.

- VDE tools that have several parts, have to be assembled correctly before use.
- When working with VDE tools avoid contact with water.