

Surubelnite VDE cu lama izolata si profil PZ

623VDE



Profile

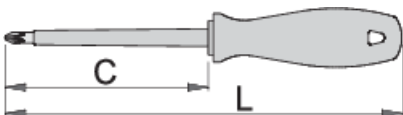


Standarde

DIN EN IEC 60900 (VDE 0682-201):2019-04; EN IEC 60900:2018

Caracteristicile produsului

- lama: otel crom vanadium molibden tratata integral
- capat brunat
- maner: forma ergonomica
- maner: polipropilena
- gaura de agatare
- in concordanta cu standardul ISO 8764-1,2 si EN IEC 60900



616482



PZ0








60



145

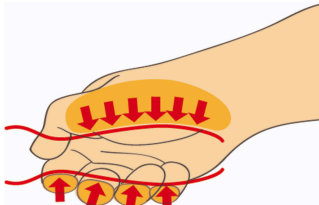


34

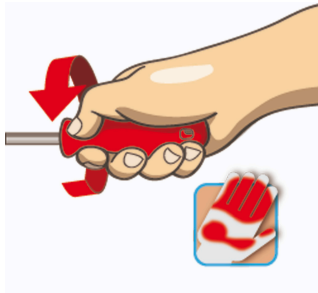
				
616483	PZ1	80	165	60
616484	PZ2	100	200	93
616485	PZ3	150	260	156

* Imaginea produsului este simbolica. Toate dimensiunile sunt exprimate în mm, greutatea în grame.

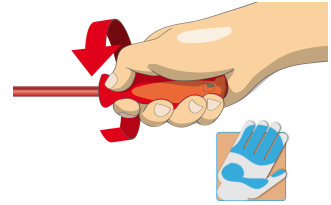
0 (pictures)



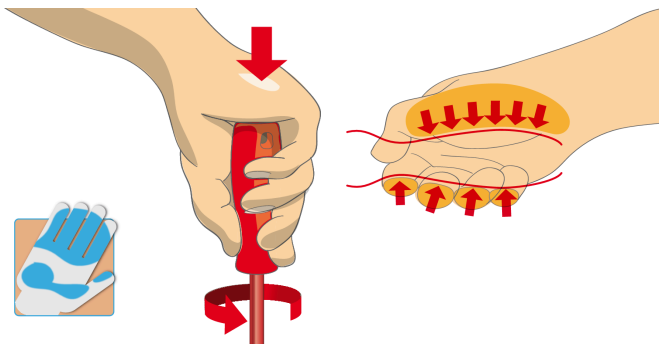
Design ergonomic al manerului pentru protecția mainii



Suprafața de contact mare pentru putere de cuplu superioară



Conceptia ergonomic a manerului = protejarea mainii



Suprafața maximă de contact a mainii = valoare de cuplu superioară

Safety tips



- Use a screw holding screwdriver to get screws started in awkward, hard-to-reach areas.
- Use a stubby screwdriver in close quarters where a conventional screwdriver cannot be used.
- A rounded tip should be redressed with a file; make sure edges are straight.



- Don't use pliers on the handle of a screwdriver to get extra turning power. A wrench should only be used on the square shank or bolster of a screwdriver that is especially designed for that purpose.
- Don't expose a screwdriver blade to excessive heat as it may reduce the hardness of the blade.
- Don't use a screwdriver with a split or

- Screwdrivers used in the shop are best stored in a rack. This way, the proper selection of the right screwdriver can be quickly made.
- Keep the screwdriver handle clean; a greasy handle is apt to cause accidents.
- A screwdriver should never be used as pry bar. If it is overstressed in this manner, the blade might break and send a particle of steel into the operator's arm or even towards his eyes.
- VDE tools that have several parts, have to be assembled correctly before use.
- When working with VDE tools avoid contact with water.

broken handle.

- Don't use a regular screwdriver to check a storage battery or to determine if an electrical circuit is live.
- Don't use tools that shows sign of wear and have the second layer of plastic visible.

Frequently asked questions

Instrumentele izolate (VDE) sunt considerate echipamente individuale de protecție (EIP)?

În conformitate cu reglementările UE, instrumentele VDE nu sunt considerate EIP.

Instrumentele VDE sunt testate în producția de serie doar pe esantioane?

Testul de înaltă tensiune (la 10kV) se efectuează complet pe fiecare instrument. Alte teste sunt efectuate în conformitate cu standardul EN60900.