

VDE Schroevendraaier, pozidriv

623VDE



Profielen

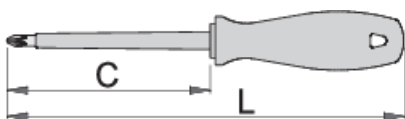







Standaard

DIN EN IEC 60900 (VDE 0682-201):2019-04; EN IEC 60900:2018

Product attributen

- lemmet: Chrome-vanadium-molybdenum staal, volledig gehard en getemperd
- zwarte tip
- handvat: ergonomische vorm
- handvat: polypropyleen
- met gaatje om op te hangen
- gemaakt volgens norm ISO8764-1,2 en EN IEC 60900



				
616482	PZ0	60	145	34
616483	PZ1	80	165	60



616484

PZ2

100

200

93

616485

PZ3

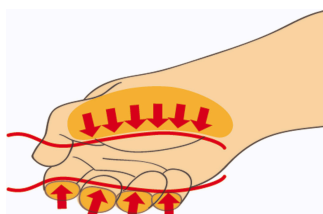
150

260

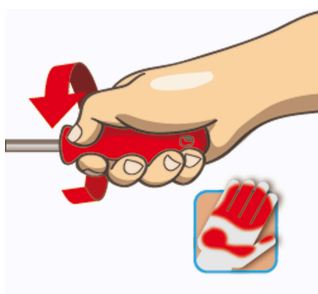
156

* Afbeeldingen van producten zijn symbolisch. Alle afmetingen zijn in mm en gewicht in gram. Alle vermelde afmetingen kunnen variëren in tolerantie.

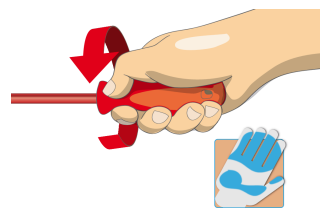
Gebruik (Afbeeldingen)



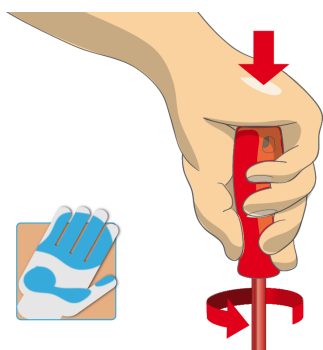
Ergonomisch handvat om uw handen te beschermen.



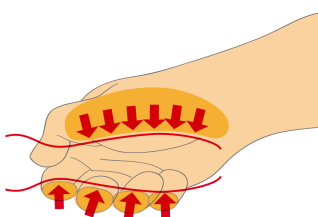
Groot handvat voor meer torsiëkracht.



Ergonomisch handvat = bescherming voor uw hand



Groot contactvlak = meer draaikracht



Veiligheidstips



- Use a screw holding screwdriver to get screws started in awkward, hard-to-reach areas.
- Use a stubby screwdriver in close quarters where a conventional screwdriver cannot be used.
- A rounded tip should be redressed with a file; make sure edges are straight.
- Screwdrivers used in the shop are best stored in a rack. This way, the proper selection of the right screwdriver can be quickly made.



- Don't use pliers on the handle of a screwdriver to get extra turning power. A wrench should only be used on the square shank or bolster of a screwdriver that is especially designed for that purpose.
- Don't expose a screwdriver blade to excessive heat as it may reduce the hardness of the blade.
- Don't use a screwdriver with a split or broken handle.
- Don't use a regular screwdriver to check a storage battery or to determine if an electrical circuit is live.

- Keep the screwdriver handle clean; a greasy handle is apt to cause accidents.
- A screwdriver should never be used as pry bar. If it is overstressed in this manner, the blade might break and send a particle of steel into the operator's arm or even towards his eyes.
- VDE tools that have several parts, have to be assembled correctly before use.
- When working with VDE tools avoid contact with water.
- Don't use tools that shows sign of wear and have the second layer of plastic visible.

Veelgestelde vragen

Are insulated (VDE) tools considered as personal protective equipment (PPE)?

According to EU regulations, VDE tools are not considered as PPE.

Are the VDE tools only being sampled in series production?

The high voltage test (at 10kV) is performed fully on each tool. Other tests are performed in accordance with the EN60900 standard.