

# Surubelnite VDE cu lama izolata si profil PH

613VDE



## Profile

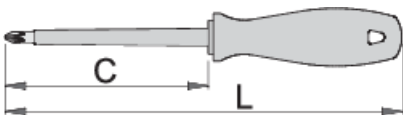


## Standarde

DIN EN IEC 60900 (VDE 0682-201):2019-04; EN IEC 60900:2018

## Caracteristicile produsului

- lama: otel crom vanadium molibden tratata integral
- capat brunat
- maner: forma ergonomica
- maner: polipropilena
- gaura de agatare
- in concordanta cu standardul ISO 8764-1,2 si EN IEC 60900



616478



PH0








60



145

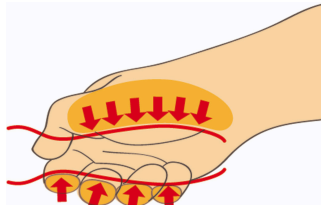


34

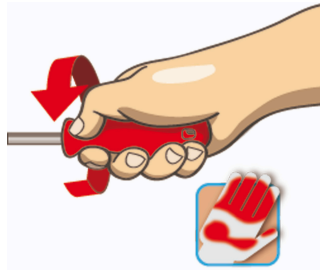
				
616479	PH1	80	165	40
616480	PH2	100	200	94
616481	PH3	150	260	104

\* Imaginea produsului este simbolica. Toate dimensiunile sunt exprimate în mm, greutatea în grame.

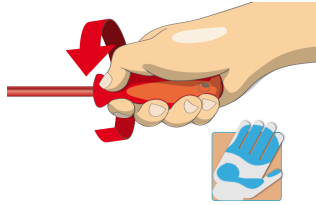
## 0 (pictures)



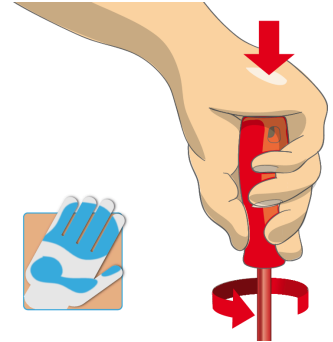
Design ergonomic al manerului pentru protecția mainii



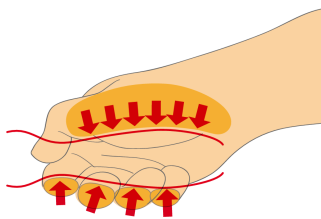
Suprafața de contact mare pentru putere de cuplu superioară



Conceptia ergonomic a manerului = protejarea mainii



Suprafața maximă de contact a mainii = valoare de cuplu superioară



## Safety tips



- Use a screw holding screwdriver to get screws started in awkward, hard-to-reach areas.
- Use a stubby screwdriver in close quarters where a conventional screwdriver cannot be used.
- A rounded tip should be redressed with a file; make sure edges are straight.
- Screwdrivers used in the shop are best stored in a rack. This way, the proper selection of the right screwdriver can be quickly made.
- Keep the screwdriver handle clean; a



- Don't use pliers on the handle of a screwdriver to get extra turning power. A wrench should only be used on the square shank or bolster of a screwdriver that is especially designed for that purpose.
- Don't expose a screwdriver blade to excessive heat as it may reduce the hardness of the blade.
- Don't use a screwdriver with a split or broken handle.
- Don't use a regular screwdriver to check a storage battery or to determine if an electrical circuit is live.

greasy handle is apt to cause accidents.

- A screwdriver should never be used as pry bar. If it is overstressed in this manner, the blade might break and send a particle of steel into the operator's arm or even towards his eyes.

- VDE tools that have several parts, have to be assembled correctly before use.

- When working with VDE tools avoid contact with water.

- Don't use tools that shows sign of wear and have the second layer of plastic visible.

## Frequently asked questions

### **Instrumentele izolate (VDE) sunt considerate echipamente individuale de protecție (EIP)?**

În conformitate cu reglementările UE, instrumentele VDE nu sunt considerate EIP.

### **Instrumentele VDE sunt testate în producția de serie doar pe esantioane?**

Testul de înaltă tensiune (la 10kV) se efectuează complet pe fiecare instrument. Alte teste sunt efectuate în conformitate cu standardul EN60900.