

# Одвртка крстач (PH) изолиран , VDE изведба

613VDE



## Profiles

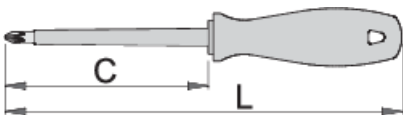


## Standards

DIN EN IEC 60900 (VDE 0682-201):2019-04; EN IEC 60900:2018

## Product features

- врв од: специјален хард хром ванадиум челик, целосно зајакнат и кален
- врв појачан
- рачка: ергономска форма
- рачка-полипропилен
- отвор во рачката за закачување
- изработен според стандард ISO 8764-1,2 и EN IEC 60900



616478



PH0








60



145

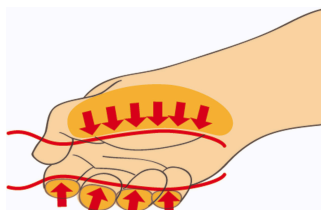


34

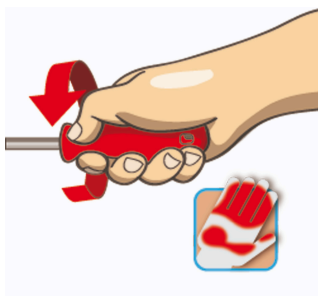
				
616479	PH1	80	165	40
616480	PH2	100	200	94
616481	PH3	150	260	104

\* Сликите на производите се симболични. Сите димензии се во мм, тежината е во грамови. Сите наведени димензии може да се разликуваат во ниво на толеранција

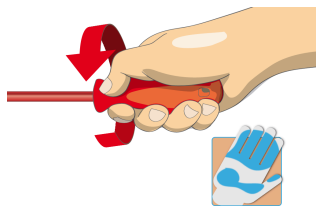
## Usage (pictures)



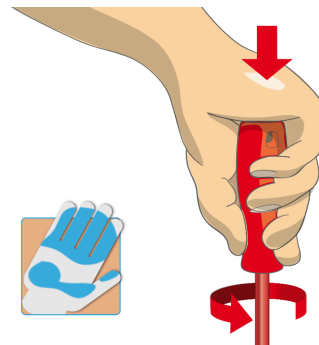
Ергономската рачка е изработена за заштита на вашите дланки.



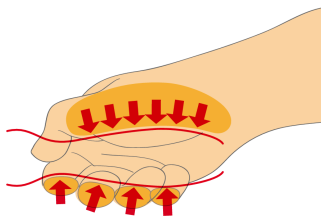
Голема зафатна контакт површина за поголем вртежен момент.



Ергономски дизајн на рачката = ја заштитува вашата дланка



Голема контакт област на дланката=повеќе сила на момент на вртежи



## Safety tips



- Use a screw holding screwdriver to get screws started in awkward, hard-to-reach areas.
- Use a stubby screwdriver in close quarters where a conventional screwdriver cannot be used.
- A rounded tip should be redressed with a file; make sure edges are straight.
- Screwdrivers used in the shop are best stored in a rack. This way, the proper selection of the right screwdriver can be quickly made.



- Don't use pliers on the handle of a screwdriver to get extra turning power. A wrench should only be used on the square shank or bolster of a screwdriver that is especially designed for that purpose.
- Don't expose a screwdriver blade to excessive heat as it may reduce the hardness of the blade.
- Don't use a screwdriver with a split or broken handle.
- Don't use a regular screwdriver to check a storage battery or to determine if an electrical circuit is live.

- Keep the screwdriver handle clean; a greasy handle is apt to cause accidents.
- A screwdriver should never be used as pry bar. If it is overstressed in this manner, the blade might break and send a particle of steel into the operator's arm or even towards his eyes.
- VDE tools that have several parts, have to be assembled correctly before use.
- When working with VDE tools avoid contact with water.
- Don't use tools that shows sign of wear and have the second layer of plastic visible.

## Frequently asked questions

### **Are insulated (VDE) tools considered as personal protective equipment (PPE)?**

According to EU regulations, VDE tools are not considered as PPE.

### **Are the VDE tools only being sampled in series production?**

The high voltage test (at 10kV) is performed fully on each tool. Other tests are performed in accordance with the EN60900 standard.