

# Tournevis isolé VDE 1000V électricien pour vis à fente

603VDE



## Profils

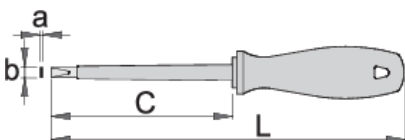




## Normes

DIN EN IEC 60900 (VDE 0682-201):2019-04; EN IEC 60900:2018

## Description produit

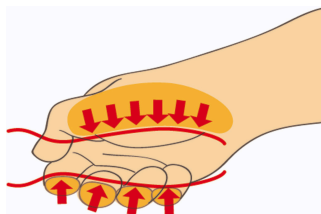
- Lame : acier Chrome Vanadium Premium Hard
- Extrémité brunie
- Poignée ergonomique TBI
- Poignée : polypropylène
- Trou pour suspension sur crochet
- Fabriqué dans le respect de la norme DIN EN IEC 60900 (VDE 0682-201) :2019-04; EN IEC 60900 :2018



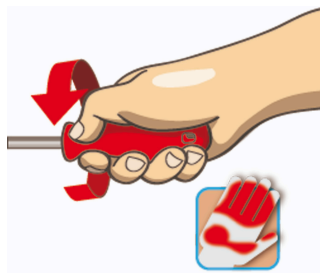
	axb	C	L	
616470	0.4 x 2.5	75	160	33
616471	0.5 x 3.0	100	185	37
616472	0.6 x 3.5	100	185	39
616473	0.8 x 4.0	100	185	43
616474	1.0 x 5.5	125	225	75
616475	1.2 x 6.5	150	260	113
616476	1.2 x 8.0	175	295	163
616477	1.6 x 10.0	200	320	115

\* Les images des produits ne sont pas contractuelles. Toutes les dimensions sont en mm, les poids en grammes.

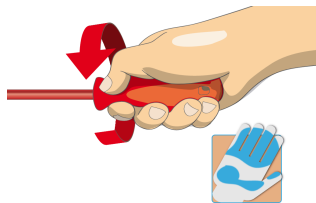
## Utilisation (pictures)



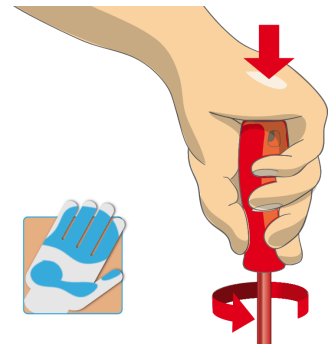
Conception de poignée ergonomique pour la protection des mains



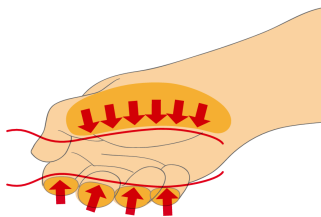
Surface de contact maximale pour une meilleure puissance de couple.



Conception ergonomique de la poignée = confort et protection de la main



Surface maximale au contact de la main = puissance de couple accrue



## Safety tips



- Use a screw holding screwdriver to get screws started in awkward, hard-to-reach areas.
- Use a stubby screwdriver in close quarters where a conventional screwdriver



- Don't use pliers on the handle of a screwdriver to get extra turning power. A wrench should only be used on the square shank or bolster of a screwdriver that is especially designed for that purpose.

cannot be used.

- A rounded tip should be redressed with a file; make sure edges are straight.
- Screwdrivers used in the shop are best stored in a rack. This way, the proper selection of the right screwdriver can be quickly made.
- Keep the screwdriver handle clean; a greasy handle is apt to cause accidents.
- A screwdriver should never be used as pry bar. If it is overstressed in this manner, the blade might break and send a particle of steel into the operator's arm or even towards his eyes.
- VDE tools that have several parts, have to be assembled correctly before use.
- When working with VDE tools avoid contact with water.

- Don't expose a screwdriver blade to excessive heat as it may reduce the hardness of the blade.
- Don't use a screwdriver with a split or broken handle.
- Don't use a regular screwdriver to check a storage battery or to determine if an electrical circuit is live.
- Don't use tools that shows sign of wear and have the second layer of plastic visible.

## Frequently asked questions

### **L'outillage isolé (VDE) est-il considéré comme de l'équipement de protection individuelle (EPI) ?**

Selon la réglementation européenne, l'outillage VDE n'est pas considéré comme de l'EPI.

### **Les outils VDE ne sont-ils échantillonnés qu'en production de série ?**

Le test haute tension (à 10kV) est entièrement réalisé sur chaque outil. D'autres tests sont effectués conformément à la norme EN60900.