

Giravite esagonale con lama isolata VDE TBI

620VDE TBI



Profili

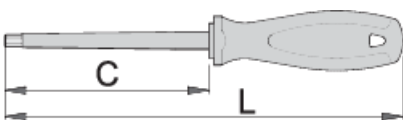


Standard

DIN EN IEC 60900 (VDE 0682-201):2019-04; EN IEC 60900:2018

Attributi del prodotto

- lama: acciaio al cromo vanadio hard premium, interamente bonificato e temprato
- punta brunita
- impugnatura: di forma ergonomica
- materiale tricomponente
- foro per appendere
- conforme allo standard DIN EN IEC 60900 (VDE 0682-201):2019-04; EN IEC 60900:2018



616448



2.5








75



160

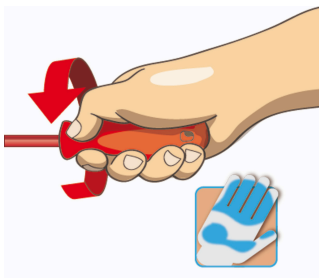


34

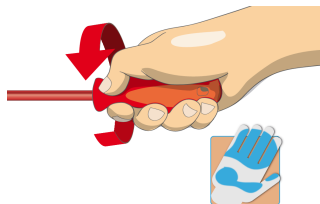
				
616449	3	75	175	37
616450	4	75	175	68
616451	5	75	185	93
616452	6	100	210	128
616453	8	100	210	203

* Le immagini dei prodotti sono puramente simboliche. Tutte le dimensioni sono in mm, peso in grammi.

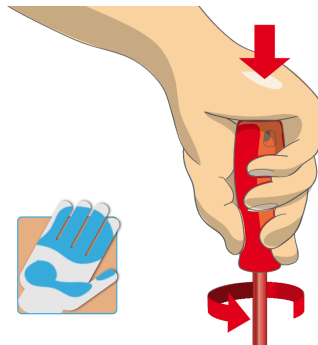
Utilizzo (pictures)



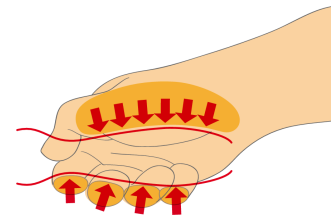
Migliore aderenza per una maggiore coppia.



Impugnatura ergonomica = protezione della mano



Ampia superficie di contatto della mano = maggior potere di serraggio



Safety tips



- Use a screw holding screwdriver to get screws started in awkward, hard-to-reach areas.
- Use a stubby screwdriver in close quarters where a conventional screwdriver cannot be used.
- A rounded tip should be redressed with a file; make sure edges are straight.
- Screwdrivers used in the shop are best stored in a rack. This way, the proper selection of the right screwdriver can be quickly made.
- Keep the screwdriver handle clean; a greasy handle is apt to cause accidents.
- A screwdriver should never be used as pry bar. If it is overstressed in this manner,



- Don't use pliers on the handle of a screwdriver to get extra turning power. A wrench should only be used on the square shank or bolster of a screwdriver that is especially designed for that purpose.
- Don't expose a screwdriver blade to excessive heat as it may reduce the hardness of the blade.
- Don't use a screwdriver with a split or broken handle.
- Don't use a regular screwdriver to check a storage battery or to determine if an electrical circuit is live.
- Don't use tools that shows sign of wear and have the second layer of plastic visible.

the blade might break and send a particle of steel into the operator's arm or even towards his eyes.

- VDE tools that have several parts, have to be assembled correctly before use.
- When working with VDE tools avoid contact with water.

Frequently asked questions

Are insulated (VDE) tools considered as personal protective equipment (PPE)?

According to EU regulations, VDE tools are not considered as PPE.

Are the VDE tools only being sampled in series production?

The high voltage test (at 10kV) is performed fully on each tool. Other tests are performed in accordance with the EN60900 standard.