

# Odvijač VDE TBI krstasti PZ, izolovan

623VDEETBI



## Profili

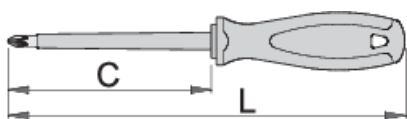


## Standardi

DIN EN IEC 60900 (VDE 0682-201):2019-04; EN IEC 60900:2018

## Opis proizvoda

- vrh i stablo od hrom-vanadijum-molibdena, kaljen i ojačan
- vrh bruniran
- ručka ergonomski oblikovana
- ručica od trokomponentnog materijala
- otvor u dršci za kačenje
- izrađen prema standardu ISO 8764-1,2 i EN IEC 60900



616460



PZ0








60



145

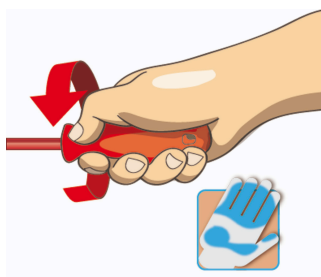


34

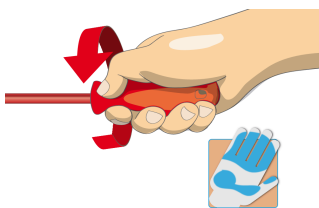
				
616461	PZ1	80	180	60
616462	PZ2	100	210	93
616463	PZ3	150	270	156

\* Fotografije proizvoda su simbolične. Sve dimenzije su u mm, a težina u gramima. Sve navedene dimenzije mogu odstupati u granicama tolerancija.

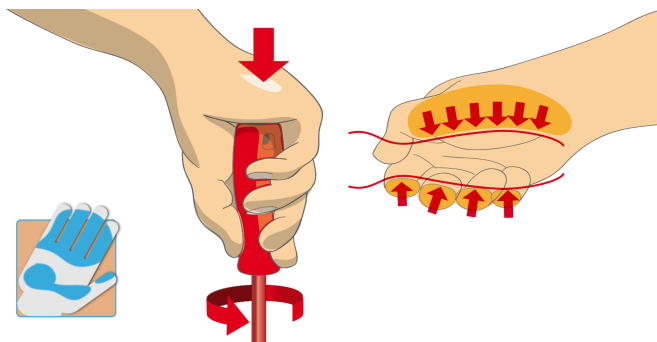
## Upotreba (slike)



Velika kontaktna površina obezbeđuje postizanje većeg obrtnog momenta.



Ergonomski dizajnirana drška štiti vašu ruku



Velika kontaktna površina = veći obrtni moment

## Slika (slike)



## Pravilna upotreba



- Use a screw holding screwdriver to get screws started in awkward, hard-to-reach areas.
- Use a stubby screwdriver in close quarters where a conventional screwdriver



- Don't use pliers on the handle of a screwdriver to get extra turning power. A wrench should only be used on the square shank or bolster of a screwdriver that is especially designed for that purpose.

cannot be used.

- A rounded tip should be redressed with a file; make sure edges are straight.
- Screwdrivers used in the shop are best stored in a rack. This way, the proper selection of the right screwdriver can be quickly made.
- Keep the screwdriver handle clean; a greasy handle is apt to cause accidents.
- A screwdriver should never be used as pry bar. If it is overstressed in this manner, the blade might break and send a particle of steel into the operator's arm or even towards his eyes.
- VDE tools that have several parts, have to be assembled correctly before use.
- When working with VDE tools avoid contact with water.

- Don't expose a screwdriver blade to excessive heat as it may reduce the hardness of the blade.
- Don't use a screwdriver with a split or broken handle.
- Don't use a regular screwdriver to check a storage battery or to determine if an electrical circuit is live.
- Don't use tools that shows sign of wear and have the second layer of plastic visible.

## Najčešće postavljena pitanja

### **Da li se izolovani VDE alati smatraju ličnom zaštitnom opremom PPE?**

Prema propisima EU, VDE alati se ne smatraju zaštitnom opremom PPE.

### **Da li se VDE alati testiraju samo na osnovu uzoraka u serijskoj proizvodnji?**

Test visokog napona (pri 10 kV) se u potpunosti izvodi na svakom alatu. Ostala ispitivanja se vrše u skladu sa standardom EN60900.