

# Odvijač CR pljosnati kratki

627CR



## Profili

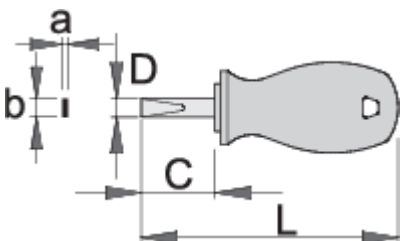




## Standardi

DIN 5265, DIN ISO 2380-1:2006 i DIN ISO 2380-2:2006

## Opis proizvoda

- stablo: premium hard hrom-vanadijum čelik, u celosti poboljšano
- vrh bruniran, površina stabla hromirana
- ručka ergonomski oblikovana
- ručica od polipropilena
- otvor u dršci za kačenje
- izrađen prema standardu ISO 2380-1,2



	axb	C	L	D	
616399	0.8 x 4.0	25	86	4	37
616400	1.0 x 5.5	25	86	5.5	41
616401	1.2 x 6.5	25	86	6.5	43

\* Fotografije proizvoda su simbolične. Sve dimenzije su u mm, a težina u gramima. Sve navedene dimenzije mogu odstupati u granicama tolerancija.

## Pravilna upotreba



- Use a screw holding screwdriver to get screws started in awkward, hard-to-reach areas.
- Use a stubby screwdriver in close quarters where a conventional screwdriver cannot be used.
- A rounded tip should be redressed with a file; make sure edges are straight.
- Screwdrivers used in the shop are best stored in a rack. This way, the proper selection of the right screwdriver can be quickly made.
- Keep the screwdriver handle clean; a greasy handle is apt to cause accidents.
- A screwdriver should never be used as pry bar. If it is overstressed in this manner, the blade might break and send a particle of steel into the operator's arm or even towards his eyes.



- Don't use pliers on the handle of a screwdriver to get extra turning power. A wrench should only be used on the square shank or bolster of a screwdriver that is especially designed for that purpose.
- Don't expose a screwdriver blade to excessive heat as it may reduce the hardness of the blade.
- Don't use a screwdriver with a split or broken handle.
- Don't use a regular screwdriver to check a storage battery or to determine if an electrical circuit is live.

## Bezbednost (slike)

