

Surubelnita scurta CR cu profil lat

627CR



Profile

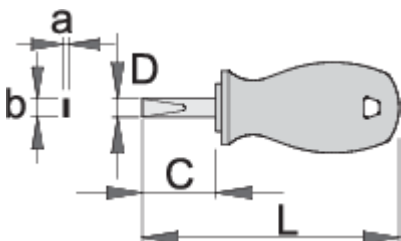




Standarde

DIN 5266, ISO 8764-1,2

Caracteristicile produsului

- lama: otel crom vanadium molibden tratata integral
- lama cromata, varful brunat
- maner: forma ergonomica
- maner-polipropilena
- gaura de agatare
- in concordanta cu standardul ISO 2380-1,2



|  | axb | C | L | D |  |
|---|-----------|----|----|-----|--|
| 616399 | 0.8 x 4.0 | 25 | 86 | 4 | 37 |
| 616400 | 1.0 x 5.5 | 25 | 86 | 5.5 | 41 |
| 616401 | 1.2 x 6.5 | 25 | 86 | 6.5 | 43 |

* Imaginea produsului este simbolica. Toate dimensiunile sunt exprimate în mm, greutatea în grame.

Safety tips



- Use a screw holding screwdriver to get screws started in awkward, hard-to-reach areas.
- Use a stubby screwdriver in close quarters where a conventional screwdriver cannot be used.
- A rounded tip should be redressed with a file; make sure edges are straight.
- Screwdrivers used in the shop are best stored in a rack. This way, the proper selection of the right screwdriver can be quickly made.
- Keep the screwdriver handle clean; a greasy handle is apt to cause accidents.
- A screwdriver should never be used as pry bar. If it is overstressed in this manner, the blade might break and send a particle of steel into the operator's arm or even towards his eyes.



- Don't use pliers on the handle of a screwdriver to get extra turning power. A wrench should only be used on the square shank or bolster of a screwdriver that is especially designed for that purpose.
- Don't expose a screwdriver blade to excessive heat as it may reduce the hardness of the blade.
- Don't use a screwdriver with a split or broken handle.
- Don't use a regular screwdriver to check a storage battery or to determine if an electrical circuit is live.

Safety (pictures)

