

Tournevis CR pour vis à empreinte PHILLIPS

615CR



Profils

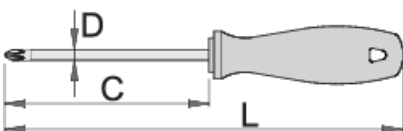








Normes

ISO 8764

Description produit

- Lame : acier Chrome Vanadium Premium Hard
- lame chromée, extrémité brunie
- poignée ergonomique TBI
- Poignée polypropylène
- Trou pour suspension sur crochet
- conçu selon les normes DIN ISO 8764-1: 2006, DIN ISO 8764-2: 2006, DIN EN ISO 4757: 1994
- conçu selon la norme DIN 5260-PH



					
616363	PH 0	60	145	3	34
616364	PH 1	80	165	4.5	60
616365	PH 1	200	285	4.5	74
616366	PH 2	100	200	6	94
616367	PH 2	150	250	6	104
616368	PH 3	150	260	8	154
616369	PH 4	200	320	10	230

* Les images des produits ne sont pas contractuelles. Toutes les dimensions sont en mm, les poids en grammes.

Safety tips

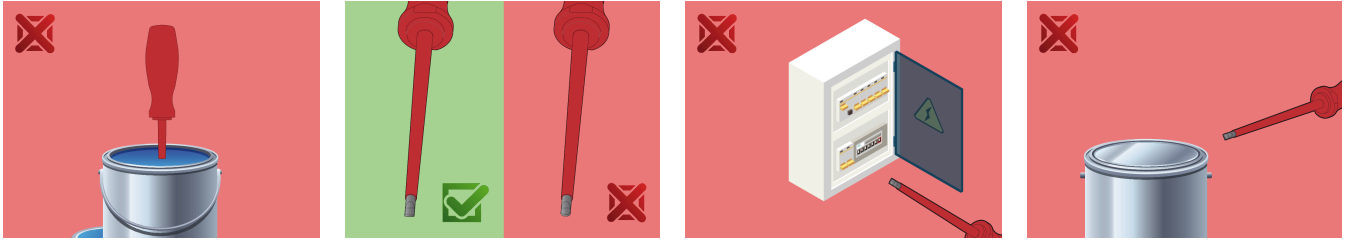


- Use a screw holding screwdriver to get screws started in awkward, hard-to-reach areas.
- Use a stubby screwdriver in close quarters where a conventional screwdriver cannot be used.
- A rounded tip should be redressed with a file; make sure edges are straight.
- Screwdrivers used in the shop are best stored in a rack. This way, the proper selection of the right screwdriver can be quickly made.
- Keep the screwdriver handle clean; a greasy handle is apt to cause accidents.
- A screwdriver should never be used as pry bar. If it is overstressed in this manner, the blade might break and send a particle of steel into the operator's arm or even towards his eyes.



- Don't use pliers on the handle of a screwdriver to get extra turning power. A wrench should only be used on the square shank or bolster of a screwdriver that is especially designed for that purpose.
- Don't expose a screwdriver blade to excessive heat as it may reduce the hardness of the blade.
- Don't use a screwdriver with a split or broken handle.
- Don't use a regular screwdriver to check a storage battery or to determine if an electrical circuit is live.

Safety (pictures)



Frequently asked questions

Est-il possible de frapper sur le tournevis.

Non, vous ne devez pas frapper sur le tournevis.

Un tournevis à embout Philips peut-il servir sur une vis à tête Pozidriv?

Cet usage n'est pas recommandé car cela pourrait causer des dommages sur la vis.