

# Плоснат одвртувач CR со шестоаголен додаток

600CR



## Profiles

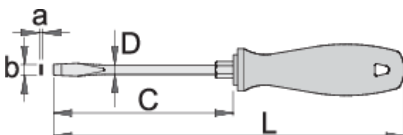





## Standards

ДИН 5265, DIN ISO 2380-1:2006 and DIN ISO 2380-2:2006

## Product features

- врв од: специјален хард хром ванадиум челик, целосно зајакнат и кален
- хромирано стебло на одвртката, врв појачан
- рачка: ергономска форма
- рачка-полипропилен
- отвор во рачката за закачување
- изработена според стандардот DIN ISO 2380-1: 2006 и DIN ISO 2380-2: 2006



	axb	C	L	D		
616322	1.0 x 5.5	100	200	5	8	68
616323	1.2 x 6.5	125	235	6	10	103
616324	1.2 x 8.0	150	270	7	13	143
616325	1.6 x 10.0	175	295	8	13	171

\* Сликите на производите се симболични. Сите димензии се во мм, тежината е во грамови. Сите наведени димензии може да се разликуваат во ниво на толеранција

## Safety tips



- Use a screw holding screwdriver to get screws started in awkward, hard-to-reach areas.
- Use a stubby screwdriver in close quarters where a conventional screwdriver cannot be used.
- A rounded tip should be redressed with a file; make sure edges are straight.
- Screwdrivers used in the shop are best stored in a rack. This way, the proper selection of the right screwdriver can be quickly made.
- Keep the screwdriver handle clean; a greasy handle is apt to cause accidents.
- A screwdriver should never be used as pry bar. If it is overstressed in this manner, the blade might break and send a particle of steel into the operator's arm or even towards his eyes.



- Don't use pliers on the handle of a screwdriver to get extra turning power. A wrench should only be used on the square shank or bolster of a screwdriver that is especially designed for that purpose.
- Don't expose a screwdriver blade to excessive heat as it may reduce the hardness of the blade.
- Don't use a screwdriver with a split or broken handle.
- Don't use a regular screwdriver to check a storage battery or to determine if an electrical circuit is live.

## Safety (pictures)

