

Tournevis CR avec écrou pour vis à fente

600CR



Profils

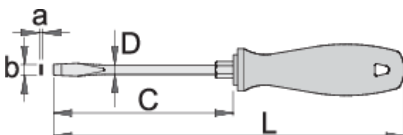





Normes

DIN 5265, DIN ISO 2380-1:2006 et DIN ISO 2380-2:2006

Description produit

- Lame : acier Chrome Vanadium Premium Hard
- Lame chromée, extrémité brunie
- Poignée ergonomique TBI
- Poignée polypropylène
- Trou pour suspension sur crochet
- Fabriqué dans le respect des normes DIN ISO 2380-1:2006 et DIN ISO 2380-2:2006



|  | axb | C | L | D |  |  |
|---|------------|-----|-----|---|--|--|
| 616322 | 1.0 x 5.5 | 100 | 200 | 5 | 8 | 68 |
| 616323 | 1.2 x 6.5 | 125 | 235 | 6 | 10 | 103 |
| 616324 | 1.2 x 8.0 | 150 | 270 | 7 | 13 | 143 |
| 616325 | 1.6 x 10.0 | 175 | 295 | 8 | 13 | 171 |

* Les images des produits ne sont pas contractuelles. Toutes les dimensions sont en mm, les poids en grammes.

Safety tips



- Use a screw holding screwdriver to get screws started in awkward, hard-to-reach areas.
- Use a stubby screwdriver in close quarters where a conventional screwdriver cannot be used.
- A rounded tip should be redressed with a file; make sure edges are straight.
- Screwdrivers used in the shop are best stored in a rack. This way, the proper selection of the right screwdriver can be quickly made.
- Keep the screwdriver handle clean; a greasy handle is apt to cause accidents.
- A screwdriver should never be used as pry bar. If it is overstressed in this manner, the blade might break and send a particle of steel into the operator's arm or even towards his eyes.



- Don't use pliers on the handle of a screwdriver to get extra turning power. A wrench should only be used on the square shank or bolster of a screwdriver that is especially designed for that purpose.
- Don't expose a screwdriver blade to excessive heat as it may reduce the hardness of the blade.
- Don't use a screwdriver with a split or broken handle.
- Don't use a regular screwdriver to check a storage battery or to determine if an electrical circuit is live.

Safety (pictures)

