

# Kaçavida të rrafshhta CR me 6 këndësh

600CR



## Profiles

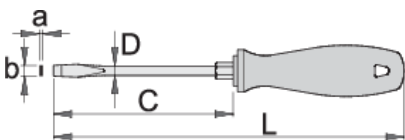


## Standards

DIN 5265, ISO 8764-1,2

## Product features

- teh: çeliku krom-molibden vanadium-, thekur tërësisht dhe nevrik
- krom kromuar teh, pikut nxirë
- trajtuar: formë ergonomik
- trajtuar - polipropilen
- varur vrimë
- bërë sipas standardit ISO 2380-1,2



616322

axb

1.0 x 5.5

C

100

L

200

D




5



8



68

	axb	C	L	D		
616323	1.2 x 6.5	125	235	6	10	103
616324	1.2 x 8.0	150	270	7	13	143
616325	1.6 x 10.0	175	295	8	13	171

\* Imazhet e produkteve janë simbolike. Të gjitha dimensionet janë në mm, pesha në gram. Të gjitha dimensionet e listuara mund të ndryshojnë në tolerancë.

## Safety tips



- Use a screw holding screwdriver to get screws started in awkward, hard-to-reach areas.
- Use a stubby screwdriver in close quarters where a conventional screwdriver cannot be used.
- A rounded tip should be redressed with a file; make sure edges are straight.
- Screwdrivers used in the shop are best stored in a rack. This way, the proper selection of the right screwdriver can be quickly made.
- Keep the screwdriver handle clean; a greasy handle is apt to cause accidents.
- A screwdriver should never be used as pry bar. If it is overstressed in this manner, the blade might break and send a particle of steel into the operator's arm or even towards his eyes.



- Don't use pliers on the handle of a screwdriver to get extra turning power. A wrench should only be used on the square shank or bolster of a screwdriver that is especially designed for that purpose.
- Don't expose a screwdriver blade to excessive heat as it may reduce the hardness of the blade.
- Don't use a screwdriver with a split or broken handle.
- Don't use a regular screwdriver to check a storage battery or to determine if an electrical circuit is live.

## Safety (pictures)

