

Отвёртка шлицевая, рукоятка CR

605CR



Профили

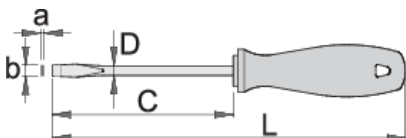




Стандарты

изготовлена в соответствии со стандартом
ISO 8764-1,-2

Описание товара

- лезвие: хромованадиевая сталь Premium Hard, целиком подвергнуто закалке и отпуску
- лезвие хромированное, жало чернёное
- рукоятка: эргономичная форма
- рукоятка - полипропилен
- отверстие для подвешивания
- изготовлена в соответствии со стандартами DIN ISO 2380-1:2006 и DIN ISO 2380-2:2006
- изготовлена в соответствии со стандартом DIN 5264



	axb	C	L	D	
616338	0.4 x 2.5	60	145	2.5	33
616339	0.4 x 2.5	75	160	2.5	34
616340	0.5 x 3.0	80	165	3	35
616341	0.5 x 3.0	100	185	3	37
616342	0.5 x 3.0	150	235	3	39
616343	0.6 x 3.5	75	160	3.5	37
616344	0.6 x 3.5	100	185	3.5	39
616345	0.6 x 3.5	125	210	3.5	40
616346	0.8 x 4.0	100	185	4	41
616347	0.8 x 4.0	125	210	4	44
616348	0.8 x 4.0	150	235	4	46
616349	0.8 x 4.0	200	285	4	53
616350	1.0 x 5.5	100	200	5	68
616351	1.0 x 5.5	125	225	5	70
616352	1.0 x 5.5	150	250	5	74
616353	1.2 x 6.5	100	200	6	93
616354	1.2 x 6.5	125	225	6	98
616355	1.2 x 6.5	150	250	6	103
616356	1.2 x 8.0	175	285	7	143
616357	1.6 x 8.0	175	285	7	143
616358	1.6 x 10.0	200	320	8	173
616359	2.0 x 12.0	250	370	9	223

* Изображения продуктов носят демонстрационный характер. Все размеры указаны в миллиметрах, вес в граммах.

Советы по безопасности



● Use a screw holding screwdriver to get screws started in awkward, hard-to-reach areas.



● Don't use pliers on the handle of a screwdriver to get extra turning power. A wrench should only be used on the square

- Use a stubby screwdriver in close quarters where a conventional screwdriver cannot be used.
- A rounded tip should be redressed with a file; make sure edges are straight.
- Screwdrivers used in the shop are best stored in a rack. This way, the proper selection of the right screwdriver can be quickly made.
- Keep the screwdriver handle clean; a greasy handle is apt to cause accidents.
- A screwdriver should never be used as pry bar. If it is overstressed in this manner, the blade might break and send a particle of steel into the operator's arm or even towards his eyes.

shank or bolster of a screwdriver that is especially designed for that purpose.

- Don't expose a screwdriver blade to excessive heat as it may reduce the hardness of the blade.
- Don't use a screwdriver with a split or broken handle.
- Don't use a regular screwdriver to check a storage battery or to determine if an electrical circuit is live.

Безопасность (картинки)

