

Industrial torque wrench

265



Profiles



Standards

ISO 6789

Product features

- robust construction gives accurate results, to +/-4%, even in arduous working conditions.
- every wrench supplied with a calibration certificate according to ISO 9000:2000
- the large break angle improves accuracy by reducing the possibility of over torquing
- Cam control of the mechanism gives a controlled break which prevent overtightening of the screw.
- Torque application: both way, but always apply in direction specified on torque wrench handle
- for right and left threaded screws
- dual scaled, N.m and lbf.ft
- made according to standard ISO 6789

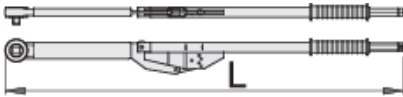
Usage:







- agricultural equipment
- building sector
- heavy industry
- larger construction machinery

- shipbuilding industry
- aircraft industry
- Do not use torque wrench for untightening!

Important!

- Do not use torque wrench for untightening!
- Tool must be used with equal pulls and in accordance with the instructions in the manual.
- Torque tightens only in the direction showed on the key sticker! Sticker shows the proper direction of tightening!
- The default calibration interval of the torque wrench is 12 months or 5.000 measurements from the date of end user purchase.
- ALWAYS set the measuring mechanism to starting point, at the end of work.
- When the requested torque is reached, please do not tight any more.
- Torque wrench can be damaged, if manual instructions are not considered.



					
616802	3/4"	200 - 800	150 - 600	1140	9000
616803	3/4"	300 - 1000	200 - 750	1470	9800

* Images of products are symbolic. All dimensions are in mm, and weight in grams. All listed dimensions may vary in tolerance.

Usage (pictures)






Photo (pictures)



Related products

 Click type torque wrench

 Torque wrench

Safety (pictures)

