

避震器□套拔出器套件

1701/5

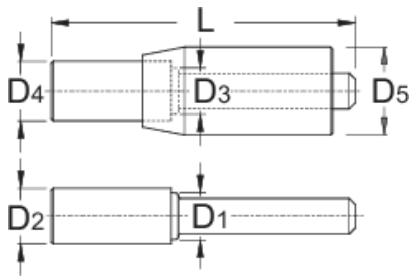


配置文件



□□□□


- □□□□□□□□□□□□□□□□
- 使用□工具及老虎□后，能□非常□□的拔出□套。
- 工具能□拔出的□套直径□12mm和12.7mm。




Barcode	Length	D1	D2	D3	D4	D5	L	Weight
623006	12 - 12,7	11,8	13,9	12,5	14,9	22	76	300

* Images of products are symbolic. All dimensions are in mm, and weight in grams. All listed dimensions may vary in tolerance.

用途 (pictures)



Assembled tool together with the shock is put into the vice. Bushing is now pressed out of the shock with use of the vice. Bushing is pushed into the bigger part of tool, from where it can be easily removed.



New bushing is set parallelly next to the opening on the shock and put together in the vice. With use of the vice, bushing is pressed into the shock.