

Profesyonel kullanım amaçlı tekerlek merkezleme standı

1689



Profiles



Product features

We redesigned many of its features. The base has been made stronger for improved precision and we also added conical one-size-fits-all magnetic thru-axles adapters that can be stored anywhere on the base. The arms have been made longer to accommodate 29+ wheels better and the calipers widened accordingly. Threads, springs and bearings were all revised resulting in smoother operation plus less frequent calibration. Additionally, we include white high-gloss

stickers you can apply to the base and caliper arm to improve background contrast, making it easier than ever to use.

Here is a full list of the improvements.

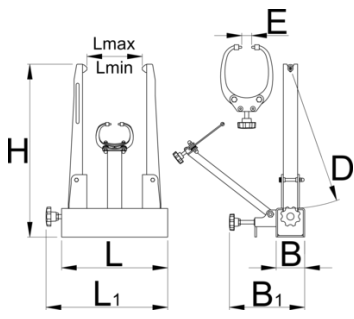
- Stronger base for improved precision
- Longer and redesigned upright arms for improved clearance of 29+ wheels and truing precision
- Wider calipers for increased clearance of 29+ wheels
- Accommodates wider axles, works with through axle hubs up to 197mm width (include the use of adapters). Max. arm opening 230mm (without the use of adapters).
- New bearings on the upright arm adjust axle are spring loaded for improved precision and reduced frequency of calibration
- Redesigned caliper tips for easier radial truing
- Revised threads and springs for smoother operation
- 8mm bench mount holes at the bottom, 268 mm center to center
- Slicker design, all black
- Comes with conical magnetic through axle adapters – one size fits all (12, 15 and 20). The adapters are now magnetic and can be affixed anywhere on the base. Features a bolt for more permanent fix on the upright arms.
- Includes white high gloss stickers, covering the base and caliper arm, for improved background contrast (stickers are not preapplied)

Compatibility:

- Accepts wheels from 16 to 29+ inch with or without tire.
- Supports solid, quick release and through axle hubs
- Through axle hubs are supported with use of the adapters (included with truing stand)
- One pair of through axle adapters support all sizes of through axles

Standard features (same as before):




- Kaliperlerin geometrisi, jantın doğru şekilde düzeltilmesi için eşzamanlı aksenal kontrol sağlar.
- Kaliperlerin, tekerleklerde iz bırakmayı önleyecek plastik kaplamalı uçları bulunur.
- Kolların dik konumu, dingil genişliğine uygun dik ayar düğmesiyle ayarlanabilir. Kaliper kol konumu, tekerlek yarıçapına uygun olacak şekilde ayarlanabilir ve kaliper uç mesafesi, jant genişliğine uygun olacak şekilde ayarlanabilir.
- Tekerleği değiştirirken, yaylı dik kollar ve kaliper kol, yeni bir tekerlek takarken yayın otomatik olarak ayarlı konumuna geri dönmesiyle hızlı bir şekilde çekilebilir. Bu birkaç aynı boy tekerleğin daha hızlı düzeltilmesini sağlar.



629297	390	40	40	226	485	298	342	7165

* Ürünlerin resimleri semboliktir. Bütün boyutlar mm ve ağırlık gram cinsindedir.

Usage (pictures)



Accessories

1689 için kontrol edici kaliper kolu

1689 fren kaliperi



Aks kovanları için adaptör



Düzeltilme standı için Cannondale Lefty® adaptörü



Fat bikes calipers for pro truing stand



Pro Truing Stand Wooden Base

Spare parts



Kaliper için yedek uç



Handle for 1689