


Ključevi nasadni sa TBI ručkom u SOS ulošku za alat

964/9BSOS



Profili

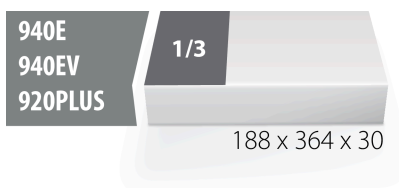



Opis proizvoda

- Dimenzije uloška 188x364x30 mm
- Odgovara fiokama kolica iz serija Eurostyle, Eurovision, Euromotion, Europlus i Hercules (sa prednjim fiokama)

Sadržaj:

- 6 kom. nasadnih ključeva sa TBI ručkom (art. 629TBI), dim. 5.5, 6, 8, 10, 12, 13 mm



Naziv proizvoda	SKU	Artikal	Dimenzije	Količina
Ključevi nasadni sa TBI ručkom u SOS ulošku za alat	621063	964/9BSOS	-	6
Ključ nasadni sa TBI ručkom		629TBI	5.5, 6, 8, 10, 12, 13	6
SOS uložak za nasadne ključeve sa TBI ručkom 964/9BSOS		vI964/9BSOS	188x364x30	1

* Fotografije proizvoda su simbolične. Sve dimenzije su u mm, a težina u gramima. Sve navedene dimenzije mogu odstupati u granicama tolerancija.

Pravilna upotreba



- Use a screw holding screwdriver to get screws started in awkward, hard-to-reach areas.
- Use a stubby screwdriver in close quarters where a conventional screwdriver cannot be used.
- A rounded tip should be redressed with a file; make sure edges are straight.
- Screwdrivers used in the shop are best stored in a rack. This way, the proper selection of the right screwdriver can be quickly made.
- Keep the screwdriver handle clean; a greasy handle is apt to cause accidents.
- A screwdriver should never be used as pry bar. If it is overstressed in this manner, the blade might break and send a particle of steel into the operator's arm or even towards his eyes.



- Don't use pliers on the handle of a screwdriver to get extra turning power. A wrench should only be used on the square shank or bolster of a screwdriver that is especially designed for that purpose.
- Don't expose a screwdriver blade to excessive heat as it may reduce the hardness of the blade.
- Don't use a screwdriver with a split or broken handle.
- Don't use a regular screwdriver to check a storage battery or to determine if an electrical circuit is live.