


Serie di chiavi a bussola con impugnatura TBI in vassoio portautensili SOS

964/9BSOS



Profili

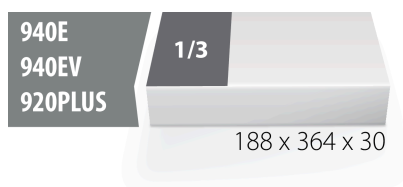



Attributi del prodotto

- Dimensioni vassoio portautensili: 188 x 364 x 30 mm
- Compatibile con cassette della linea Eurostyle, Eurovision, Euromotion, Europlus ed Hercules (cassette frontali)

Incluso:

- 6x chiave a bussola con impugnatura TBI (articoli 629TBI) dim. 5.5, 6, 8, 10, 12, 13



Nome prodotto	SKU	Articolo	Dimensioni	Quantità
Serie di chiavi a bussola con impugnatura TBI in vassoio portautensili SOS	621063	964/9BSOS	-	6
Chiave a bussola con impugnatura TBI		629TBI	5.5, 6, 8, 10, 12, 13	6
Vassoio portautensili SOS per 964/9BSOS		vl964/9BSOS	188x364x30	1

* Le immagini dei prodotti sono puramente simboliche. Tutte le dimensioni sono in mm, peso in grammi.

Safety tips



- Use a screw holding screwdriver to get screws started in awkward, hard-to-reach areas.
- Use a stubby screwdriver in close quarters where a conventional screwdriver cannot be used.
- A rounded tip should be redressed with a file; make sure edges are straight.
- Screwdrivers used in the shop are best stored in a rack. This way, the proper selection of the right screwdriver can be quickly made.
- Keep the screwdriver handle clean; a greasy handle is apt to cause accidents.
- A screwdriver should never be used as pry bar. If it is overstressed in this manner, the blade might break and send a particle of steel into the operator's arm or even towards his eyes.



- Don't use pliers on the handle of a screwdriver to get extra turning power. A wrench should only be used on the square shank or bolster of a screwdriver that is especially designed for that purpose.
- Don't expose a screwdriver blade to excessive heat as it may reduce the hardness of the blade.
- Don't use a screwdriver with a split or broken handle.
- Don't use a regular screwdriver to check a storage battery or to determine if an electrical circuit is live.