

Trusa capete chei tubulare 1/2" in cutie metalica

190BIHX1P20



Profile







Caracteristicile produsului

- Dimensiunea cutiei : 448 x 198 x 54

Set includes:

- 6x hex socket 1/2", long type (article 192/2HXL) dim. 5x100, 6x100, 7x100, 8x100, 10x100, 12x100
- 11x hex socket 1/2" (article 192/2HX) dim. 4, 5, 6, 7, 8, 9, 10, 12, 14, 17, 19
- 1X Reversible ratchet 1/2"
- accessories 1/2"; 2x extension bar (125, 250mm)

Denumirea Produsului	SKU	Articol	Dimensiuni	Cantitate
Trusa capete chei tubulare 1/2" in cutie metalica	611946	190BIHX1P20	-	20
Capete chei tubulare cu profil hexagonal exterior lungi 1/2"		192/2HXL	5x64, 6x64, 7x64, 8x64, 10x64, 12x64	6
Capete chei tubulare cu profil hexagonal exterior 1/2"		192/2HX	4, 5, 6, 7, 8, 9, 10, 12, 14, 17, 19	11
Antrenor cu clichet reversibil 1/2"		190.1/1ABI	1/2"	1
Prelungitor lung 1/2"		190.4/1	1/2"x125, 1/2"x250	2

* Imaginea produsului este simbolica.Toate dimensiunile sunt exprimate în mm,greutatea în grame.