

# Trusa capete chei tubulare 1/2" si 1/4" in cutie metalica

190BI6P43



## Profile














## Caracteristicile produsului

- Dimensiunea cutiei : 346 x 292 x 83

## Set includes:

- 13x socket 1/4", 6 point (article 188/2 6P) dim. 4, 4.5, 5, 5.5, 6, 7, 8, 9, 10, 11, 12, 13, 14
- 1X Reversible ratchet 1/4"
- accessories 1/4"; 1x sliding T - handle, 2x extension bar (55, 150mm), 1x universal joint
- 13x socket 1/2", 6 point (article 190/1 6P) dim. 10, 11, 12, 13, 14, 15, 17, 19, 22, 24, 27, 30, 32
- 7x hex socket 1/2" (article 192/2HX) dim. 6, 7, 8, 10, 12, 14, 17
- 1X Reversible ratchet 1/2"
- accessories 1/2"; 1x sliding T - handle, 2x extension bar (125, 250mm), 1x universal joint

Denumirea Produsului	SKU	Articol	Dimensiuni	Cantitate
Trusa capete chei tubulare 1/2" si 1/4" in cutie metalica	611944	190BI6P43	4 - 32	43
Capat cheie tubulara 1/4"		188/2 6p	4, 4.5, 5, 5.5, 6, 7, 8, 9, 10, 11, 12, 13, 14	13
Antrenor cu clichet reversibil 1/4"		188.1/1ABI	1/4"	1
Antrenor cu parghie glisanta 1/4"		188.3/2	1/4"	1
Prelungitor 1/4"		188.4/2	1/4"x55, 1/4"x150	2
Intermediar cardanic 1/4"		188.6/2	1/4"	1
Capete chei tubulare 1/2"		190/1 6p	10, 11, 12, 13, 14, 15, 17, 19, 22, 24, 27, 30, 32	13
Capete chei tubulare cu profil hexagonal exterior 1/2"		192/2HX	6, 7, 8, 10, 12, 14, 17	7
Antrenor cu clichet reversibil 1/2"		190.1/1ABI	1/2"	1
Antrenor cu parghie glisanta 1/2"		190.3/1	1/2"	1
Prelungitor lung 1/2"		190.4/1	1/2"x125, 1/2"x250	2
Intermediar cardanic 1/2"		190.6/2	1/2"	1

\* Imaginea produsului este simbolica. Toate dimensiunile sunt exprimate în mm, greutatea în grame.