

# Trusa capete chei tubulare 1/2" in cutie metalica

190BI12P23IN



## Profile









## Caracteristicile produsului

- Dimensiunea cutiei : 448 x 198 x 54

## Set includes:

- 17x socket 1/2", 12 point (article 190/1 12P) dim. 3/8", 7/16", 1/2", 9/16", 19/32", 5/8", 11/16", 3/4", 25/32", 13/16", 7/8", 15/16", 1", 1.1/16", 1.1/8", 1.3/16", 1.1/4"
- 1X Reversible ratchet 1/2"
- accessories 1/2"; 1x swivel handle, 1x sliding T - handle, 2x extension bar (125, 250mm), 1x universal joint

Denumirea Produsului	SKU	Articol	Dimensiuni	Cantitate
Trusa capete chei tubulare 1/2" in cutie metalica	611943	190BI12P23IN	3/8" - 1.1/4"	23
Capete chei tubulare 1/2" cu 12 laturi		190/1 12p	3/8", 7/16", 1/2", 9/16", 19/32", 5/8", 11/16", 3/4", 25/32", 13/16", 7/8", 15/16", 1", 1.1/16", 1.1/8", 1.3/16", 1.1/4"	17
Antrenor cu clichet reversibil 1/2"		190.1/1ABI	1/2"	1
Antrenor articulat cu maner 1/2"		190.2/1BI	1/2"x380	1
Antrenor cu parghie glisanta 1/2"		190.3/1	1/2"	1
Prelungitor lung 1/2"		190.4/1	1/2"x125, 1/2"x250	2
Intermediar cardanic 1/2"		190.6/2	1/2"	1

\* Imaginea produsului este simbolica.Toate dimensiunile sunt exprimate în mm,greutatea în grame.