

Trusa capete chei tubulare 1/2" in cutie metalica

190BI12P23



Profile








Caracteristicile produsului

- Dimensiunea cutiei : 448 x 198 x 54

Set includes:

- 18x socket 1/2", 12 point (article 190/1 12P) dim. 10, 11, 12, 13, 14, 15, 16, 17, 18, 19, 20, 21, 22, 23, 24, 27, 30, 32
- 1X Reversible ratchet 1/2"
- accessories 1/2"; 1x sliding T - handle, 2x extension bar (125, 250mm), 1x universal joint

Denumirea Produsului	SKU	Articol	Dimensiuni	Cantitate
Trusa capete chei tubulare 1/2" in cutie metalica	615327	190BI12P23	10 - 32	23
Capete chei tubulare 1/2" cu 12 laturi		190/1 12p	10, 11, 12, 13, 14, 15, 16, 17, 18, 19, 20, 21, 22, 23, 24, 27, 30, 32	18
Antrenor cu clichet reversibil 1/2"		190.1/1ABI	1/2"	1
Antrenor cu parghie glisanta 1/2"		190.3/1	1/2"	1
Prelungitor lung 1/2"		190.4/1	1/2"x250, 1/2"x125	2
Intermediar cardanic 1/2"		190.6/2	1/2"	1

* Imaginea produsului este simbolica. Toate dimensiunile sunt exprimate în mm, greutatea în grame.