

Trusa capete chei tubulare 3/8" in cutie metalica

239A



Profile










Caracteristicile produsului

- Dimensiunea cutiei : 321 x 198 x 54

Set includes:

- 17x socket 3/8", 6 point (article 238/1 6P) dim. 6, 7, 8, 9, 10, 11, 12, 13, 14, 15, 16, 17, 18, 19, 20, 21, 22
- 1x reversible ratchet 3/8"

- accessories 3/8"; 1x swivel handle, 1x sliding T - handle, 2x extension bar (125, 250mm), 1x universal joint, 1x adaptor (3/8 - 1/2")

Denumirea Produsului	SKU	Articol	Dimensiuni	Cantitate
Trusa capete chei tubulare 3/8" in cutie metalica	612509	239A	6 - 22	24
Capete chei tubulare 3/8"		238/1 6p	6, 7, 8, 9, 10, 11, 12, 13, 14, 15, 16, 17, 18, 19, 20, 21, 22	17
Antrenor cu parghie glisanta 3/8"		238.3/1	3/8"	1
Prelungitor lung 3/8"		238.4/1	3/8"x250, 3/8"x125	2
Intermediar cardanic 3/8"		238.6/1	3/8"	1
Antrenor cu clichet reversibil 3/8"		238.1/1ABI	3/8"	1
Antrenor articulata cu maner bimaterial 3/8"		238.2/1BI	3/8"	1
Adaptor 3/8"		238.7/1	3/8" - 1/2"	1

* Imaginea produsului este simbolica. Toate dimensiunile sunt exprimate în mm, greutatea în grame.