

Kolica za alat Hercules

Hidden

940H3



Profili



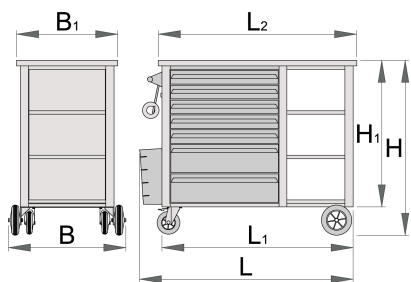
Atributi proizvoda



- materijal: Premium Plus lim
- sa sistemom zaključavanja
- lock with key included also foam keyring
- 4 kotača, 2 s kočnicom
- police s kugličnim vodilicama
- sistem otvaranja i zatvaranja ladica vrlo je jednostavan zbog inovativnog rješenja, nudi korisniku istovremeno prihvat i otvaranje ladica
- sintetičke podloge štite ladice i alat od oštećenja
- ekološki lak bez olova i kadmija

- 7 prednjih ladica dimenzija 560x365mm (5 visine 70mm i 2 visine 150mm)
- osnovne dimenzije sa ručkom i točkama L 1182 x W 640 x H 955 mm
- ukupna zapremina ladice: 133 litara
- jedna strana sa policama
- drvena radna površina
- statička nosivost kolica bez kotača: 2300kg
- dinamički nosivost: 550 kg
- nosivost prednjih ladica: 45kg
- ladice kompatibilne sa SOS alatima 1/3, 2/3, 3/3

Prednosti:

- Sporedni dio kolica je izrađen od perforiranog lima, koji nudi mogućnost vješanja alata uz pomoć kuka
- Osim toga, tu je i držač spreja za skladištenje sprejeva do promjera 68 mm i sporedna vrata s bravom




	L	L1	L2	B	B1	H	H1	
615512	1182	1040	1080	640	550	955	800	94200

* Slike proizvoda su simbolične. Sve dimenzije su u mm, masa je u g.

Accessories



Pano za alat za kolica 940H



Garnitura pregrada za male ladice od 940E i 940EV



Garnitura pregrada za art. 940E i 940EV, četverodijelne



Držač spreja za 940H



Zadnja vrata za 940H



SOS uložak za alat - prazan, za 940PLUS, 940EM, 940H, 940E i 940EV



SOS uložak za alat - prazan, za 920PLUS, 940E i 940EV

Rezervni dijelovi



Zaključaj sa ključevima



Klizni držač 940E1-9



Set točkova

Safety tips



- Lock all your drawers before trying to roll the tool carriage into a new work area.
- Set the brakes on the locking casters after you have rolled the cabinet to your work area.
- Treat your tool carriage, tool chests, or tool boxes with respect.
- Always follow the prescribed max load capacity of individual drawers and the carriage as a whole.
- Always put heavier objects in the bottom drawers
- Always close drawers when not in use.
- Always follow manufacturer manual instructions regarding assembly and repair of your tools.



- Don't open two or more drawers at the same time, there is high chance of it tipping over.
- Don't throw tools into drawer, always put the tools in.
- Don't use an opened drawer as a working surface.
- Don't clean a lacquered surface with a solvent cleaner.
- Don't pull a tool carriage as you won't be able to see where you are headed. Push it in front of you so you can see where you are going.
- Don't stack a tool carriage with too many extra chests or tool trays; it may tip over at the most unexpected time.
- Don't roll a tool carriage with loose tools or parts on top of the carriage.
- Don't roll a tool carriage too quickly; a pot hole in the floor or some hardware on the floor may cause an accident.

- Don't overload the drawers; if you haven't got room for all of your tools, you need a larger tool carriage.
- Don't open up too many loaded drawers at a time; close each drawer before opening up another. Heavily loaded opened drawers are an invitation to tipping.