

Kolica za alat "EUROSTYLE" sa 8 fioka

940E6



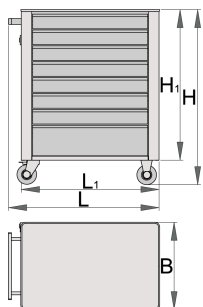
Profili



Opis proizvoda

- materijal: premium PLUS čelični lim
- efikasan sistem za zaključavanje
- četiri točka od kojih jedan sa kočnicom
- fioka sa kliznim vođicama
- sintetičke podloge štite fioka i alat od oštećenja
- mogućnost ubacivanja dodataka
- zaštitni, ekološki lak bez kadmijuma i olova

- 8 fioka (7 dimenzija 560x365x70 mm, jedna dimezija 560x400x150 mm)
- osnovne dimenzije sa ručkom i točkovima L 760 x W 440 x H 895mm
- ukupna zapremina fioka: 134 litara
- statička nosivost kolica bez točkova: 1600 kg
- dinamičko opterećenje kolica: 300 kg
- nosivost svake fioke pojedinačno: 45 kg
- fioke su kompatibilne sa sve 3 veličine SOS uložaka: 1/3, 2/3, 3/3



	L	B	H	L1	H1	
608547	770	440	895	700	768	56000

* Fotografije proizvoda su simbolične. Sve dimenzije su u mm, a težina u gramima. Sve navedene dimenzije mogu odstupati u granicama tolerancija.


Dodatna oprema



Sanduk za alat sa tri fioke



Sanduk za alat sa 5 fioka




Garnitura pregrada za male fioke za art.940E i 940EV



Set od 4 pregrade za 940ECO



Držać papira Eurovision



Držać za dokumentaciju



Nosač boce



Plastična zaštitna obloga



Ploča drvena



Nosač za odvijače za art.940E i 940EV



SOS uložak za alat - prazan



SOS uložak za alat - prazan

Rezervni delovi



Bravica sa ključevima



Klizni držač 940E1-9



Točkovi za kolica

Pravilna upotreba



- Lock all your drawers before trying to roll the tool carriage into a new work area.
- Set the brakes on the locking casters after you have rolled the cabinet to your work area.
- Treat you tool carriage, tool chests, or tool boxes with respect.
- Always follow the prescribed max load capacity of individual drawers and the carriage as a whole.
- Always put heavier objects in the bottom drawers
- Always close drawers when not in use.
- Always follow manufacturer manual instructions regarding assembly and repair of your tools.



- Don't open two or more drawers at the same time, there is high chance of it tipping over.
- Don't throw tools into drawer, always put the tools in.
- Don't use an opened drawer as a working surface.
- Don't clean a lacquered surface with a solvent cleaner.
- Don't pull a tool carriage as you won't be able to see where you are headed. Push it in front of you so you can see where you are going.
- Don't stack a tool carriage with too many extra chests or tool trays; it may tip over at the most unexpected time.
- Don't roll a tool carriage with loose tools

or parts on top of the carriage.

- Don't roll a tool carriage too quickly; a pot hole in the floor or some hardware on the floor may cause an accident.
- Don't overload the drawers; if you haven't got room for all of your tools, you need a larger tool carriage.
- Don't open up too many loaded drawers at a time; close each drawer before opening up another. Heavily loaded opened drawers are an invitation to tipping.