

Carucior de scule "EUROSTYLE"

940E4



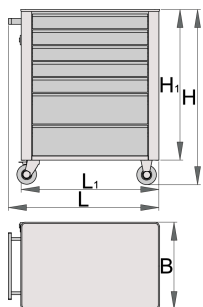
Profile



Caracteristicile produsului

- tabla cu gauri perforate
- sistem de inchidere
- lock with key included also foam keyring
- 4 roti, una cu frana
- sertare pe rulmenti
- protectie a sertarelor sintetica si a sculelor contra deteriorarii
- vopsele cu vopsele ecologice fara cadmiu si plumb
- 7 sertare (trei de dimensiuni 560x365x70mm, doua de dimensiuni 560x400x150mm)

- dimensiuni de bază cu mâner și roți L 760 x W 440 x H 895 mm
- volumul total de sertare: 140 litri
- capacitatea statică a caruciorului: 1600 kg
- capacitatea de încărcare dinamică a cărucioarelor: 300 kg
- capacitate sertare 45 kg
- sertare compatibile cu tăvi de unelte SOS 1/3, 2/3, 3/3
- posibilitate de adăugare accesorii



	L	B	H	L1	H1	
608545	770	440	895	700	768	52000

* Imaginea produsului este simbolică. Toate dimensiunile sunt exprimate în mm, greutatea în grame.


Accessories



Dulap de scule Eurostyle-3 compartimente



Dulap de scule Eurostyle-5 compartimente




Set de despărțitoare pentru sertarul mic de la 940E și 940EV



Set de despărțitoare - 4 piese pentru 940E și 940EV



Suport de hârtie pentru 940V



Suport de documente pentru 940E și 940EV



suport de sticle pentru 940E și 940EV



Blat din ABS pentru 940E și 940EV



Blat de lemn pentru 940E și 940EV



Suport agatare surubelnite pentru 940E si 940EV



Suport gol SOS pentru 920PLUS, 940E și 940EV



Suport gol SOS pentru 920PLUS, 940E an 940EV

Piese de schimb



Lock with keys



Glisiere pe rulmenti 940E1-9



Set of casters

Safety tips



- Lock all your drawers before trying to roll the tool carriage into a new work area.
- Set the brakes on the locking casters after you have rolled the cabinet to your work area.
- Treat you tool carriage, tool chests, or tool boxes with respect.
- Always follow the prescribed max load capacity of individual drawers and the carriage as a whole.
- Always put heavier objects in the bottom drawers
- Always close drawers when not in use.
- Always follow manufacturer manual instructions regarding assembly and repair of your tools.



- Don't open two or more drawers at the same time, there is high chance of it tipping over.
- Don't throw tools into drawer, always put the tools in.
- Don't use an opened drawer as a working surface.
- Don't clean a lacquered surface with a solvent cleaner.
- Don't pull a tool carriage as you won't be able to see where you are headed. Push it in front of you so you can see where you are going.
- Don't stack a tool carriage with too many extra chests or tool trays; it may tip over at the most unexpected time.
- Don't roll a tool carriage with loose tools

or parts on top of the carriage.

- Don't roll a tool carriage too quickly; a pot hole in the floor or some hardware on the floor may cause an accident.
- Don't overload the drawers; if you haven't got room for all of your tools, you need a larger tool carriage.
- Don't open up too many loaded drawers at a time; close each drawer before opening up another. Heavily loaded opened drawers are an invitation to tipping.