

欧工工具

940E4



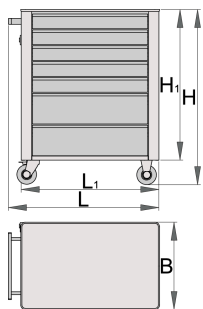
配置文件



□□□□

- 材料:金属板材
- □□□□
- lock with key included also foam keyring
- 四个□子, 其中一个□子□制□
- □□□□□□□□
- 合成材料制成的□□有助于抽□和工具防□防震
- □□□□□□□□
- 7个抽□ (五个尺寸□560x365x70mm, □□□□□560x400x150mm)

- 手柄和脚轮的基本尺寸 L760×W440×H895mm
- 抽斗容量：140升
- 无静载荷：1600公斤
- 载重：300公斤
- 每抽斗负荷能力：45公斤
- 抽斗兼容SOS工具托架1/ 3,2 / 3,3 /3
- 可添加挂件



| | L | B | H | L1 | H1 | |
|--------|-----|-----|-----|-----|-----|-------|
| 608545 | 770 | 440 | 895 | 700 | 768 | 52000 |

* Images of products are symbolic. All dimensions are in mm, and weight in grams. All listed dimensions may vary in tolerance.


Accessories



欧工具箱 - 3抽



欧工具箱 - 5抽




940E和940EV小抽分隔套装



940E和940EV的4件分隔套装



940EV



940E和940EV文件架



940E和940EV瓶托



940E和940EV的ABS板



940E和940EV木□板



940E和940EV螺□刀架



920PLUS、940E和940EV的空SOS工具托□



920PLUS, 940E和940EV的SOS泡沫工具□

配件



Lock with keys



Ball-bearing slide, set of 1 pair



Set of casters

Safety tips



- Lock all your drawers before trying to roll the tool carriage into a new work area.
- Set the brakes on the locking casters after you have rolled the cabinet to your work area.
- Treat you tool carriage, tool chests, or tool boxes with respect.
- Always follow the prescribed max load capacity of individual drawers and the carriage as a whole.
- Always put heavier objects in the bottom drawers
- Always close drawers when not in use.
- Always follow manufacturer manual instructions regarding assembly and repair of your tools.



- Don't open two or more drawers at the same time, there is high chance of it tipping over.
- Don't throw tools into drawer, always put the tools in.
- Don't use an opened drawer as a working surface.
- Don't clean a lacquered surface with a solvent cleaner.
- Don't pull a tool carriage as you won't be able to see where you are headed. Push it in front of you so you can see where you are going.
- Don't stack a tool carriage with too many extra chests or tool trays; it may tip over at the most unexpected time.
- Don't roll a tool carriage with loose tools

or parts on top of the carriage.

- Don't roll a tool carriage too quickly; a pot hole in the floor or some hardware on the floor may cause an accident.
- Don't overload the drawers; if you haven't got room for all of your tools, you need a larger tool carriage.
- Don't open up too many loaded drawers at a time; close each drawer before opening up another. Heavily loaded opened drawers are an invitation to tipping.