

# Pin punch

641/6



## Profiles

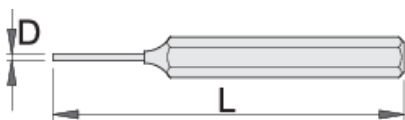





## Standards




DIN 6450

## Product features

- material: premium chrome vanadium steel
- entirely hardened and tempered
- tip induction hardened
- surface finish: lacquered
- made according to standard DIN 6450



	D	L		
601711	2	150	10	65
601712	3	150	10	44
601713	4	150	10	73
601714	5	150	10	73

	D	L		
601715	6	150	10	78
601716	7	150	12	108
601717	8	150	12	115
601719	10	150	12	126

\* Images of products are symbolic. All dimensions are in mm, and weight in grams. All listed dimensions may vary in tolerance.