

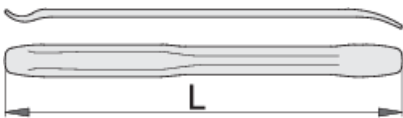
300/2





配置文件



- 材料：□□□
- 落□，完全淬火与回火
- 表面□理：根据ISO 1456:2009□□□□



	L	
617661	200	111
601755	300	253
601756	400	452
601757	500	648

* Images of products are symbolic. All dimensions are in mm, and weight in grams. All listed dimensions may vary in tolerance.

Related products

