

# Csavarhúzó átfordítható szárral

636A

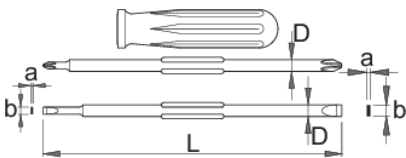






## Profilok



## Termékjellemzők

- két szárral: PH2 - PH3 és 0.8 x 4.0 - 1.2 x 7.0



			axb	axb	L	D	
615049	PH 2	PH 3	0.8 x 4.0	1.2 x 7.0	180	7	127

\* A termékeképek illusztrációk. Minden feltüntetett méret milliméterben, a tömegek grammokban. Az összes feltüntetett méret eltérhet a toleranciának megfelelően.

## Safety tips



- Use a screw holding screwdriver to get screws started in awkward, hard-to-reach areas.



- Don't use pliers on the handle of a screwdriver to get extra turning power. A wrench should only be used on the square

- Use a stubby screwdriver in close quarters where a conventional screwdriver cannot be used.

- A rounded tip should be redressed with a file; make sure edges are straight.

- Screwdrivers used in the shop are best stored in a rack. This way, the proper selection of the right screwdriver can be quickly made.

- Keep the screwdriver handle clean; a greasy handle is apt to cause accidents.

- A screwdriver should never be used as pry bar. If it is overstressed in this manner, the blade might break and send a particle of steel into the operator's arm or even towards his eyes.

shank or bolster of a screwdriver that is especially designed for that purpose.

- Don't expose a screwdriver blade to excessive heat as it may reduce the hardness of the blade.

- Don't use a screwdriver with a split or broken handle.

- Don't use a regular screwdriver to check a storage battery or to determine if an electrical circuit is live.