

Odvijač TBI krstasti PZ kratki

628TBI



Profili

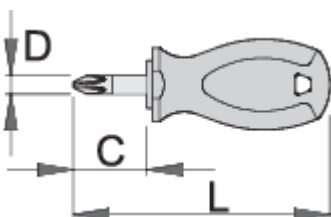








Standardi

ISO 8764-1, 2

Opis proizvoda

- stablo: premium hard hrom-vanadijum čelik, u celosti poboljšano
- vrh bruniran, površina stabla hromirana
- ručka ergonomski oblikovana
- ručica od trokomponentnog materijala
- otvor u dršci za kačenje
- izrađen prema standardu ISO 8764-1,2



|  |  |  |  |  |  |
|---|--|--|--|--|--|
| 612837 | PZ 1 | 25 | 87 | 4.5 | 37 |
| 612838 | PZ 2 | 25 | 87 | 6 | 41 |
| 617095 | PZ 2 | 35 | 97 | 6.0 | 43 |

* Fotografije proizvoda su simbolične. Sve dimenzije su u mm, a težina u gramima. Sve navedene dimenzije mogu odstupati u granicama tolerancija.

Pravilna upotreba

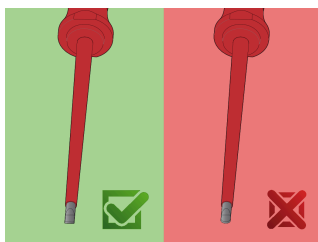



- Use a screw holding screwdriver to get screws started in awkward, hard-to-reach areas.
- Use a stubby screwdriver in close quarters where a conventional screwdriver cannot be used.
- A rounded tip should be redressed with a file; make sure edges are straight.
- Screwdrivers used in the shop are best stored in a rack. This way, the proper selection of the right screwdriver can be quickly made.
- Keep the screwdriver handle clean; a greasy handle is apt to cause accidents.
- A screwdriver should never be used as pry bar. If it is overstressed in this manner, the blade might break and send a particle of steel into the operator's arm or even towards his eyes.



- Don't use pliers on the handle of a screwdriver to get extra turning power. A wrench should only be used on the square shank or bolster of a screwdriver that is especially designed for that purpose.
- Don't expose a screwdriver blade to excessive heat as it may reduce the hardness of the blade.
- Don't use a screwdriver with a split or broken handle.
- Don't use a regular screwdriver to check a storage battery or to determine if an electrical circuit is live.

Bezbednost (slike)



Najčešće postavljana pitanja

Da li se može udarati po odvijaču?

Po odvijaču se ne sme udarati.

Kako očistiti višekomponentnu ručku?

Sa sredstvima za čišćenje predviđenim za PP/TPE materijale.

Da li se odvijač sa PH vrhom može koristiti za vijke sa PZ krstastom glavom?

Njegova upotreba se ne preporučuje, jer može oštetiti vijak.