

Giravite corto per viti con intaglio TBI

627TBI



Profili

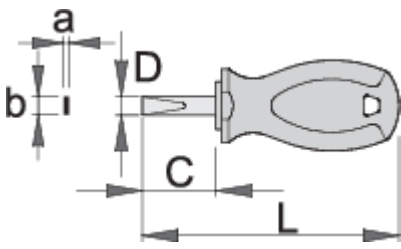




Standard

DIN ISO 2380-1:2006 e DIN ISO 2380-2:2006,
DIN 5265

Attributi del prodotto

- lama: acciaio al cromo vanadio hard premium, interamente bonificato e temprato
- lama cromata, punta brunita
- impugnatura: di forma ergonomica
- materiale tricomponente
- foro per appendere
- conforme allo standard ISO 2380-1,2



	axb	C	L	D	
612832	0.6 x 3.5	25	87	3.5	33
612833	0.8 x 4.0	25	87	4	41
612834	1.0 x 5.5	25	87	5.5	40
612835	1.2 x 6.5	25	87	6.5	34
617092	1.2 x 6.5	35	97	6.5	36

* Le immagini dei prodotti sono puramente simboliche. Tutte le dimensioni sono in mm, peso in grammi.

Utilizzo (pictures)



Related products

 Giravite corto per viti con intaglio CR

 Cacciavite piatto TBI

Safety tips



- Use a screw holding screwdriver to get screws started in awkward, hard-to-reach areas.
- Use a stubby screwdriver in close quarters where a conventional screwdriver cannot be used.



- Don't use pliers on the handle of a screwdriver to get extra turning power. A wrench should only be used on the square shank or bolster of a screwdriver that is especially designed for that purpose.
- Don't expose a screwdriver blade to excessive heat as it may reduce the

- A rounded tip should be redressed with a file; make sure edges are straight.
- Screwdrivers used in the shop are best stored in a rack. This way, the proper selection of the right screwdriver can be quickly made.
- Keep the screwdriver handle clean; a greasy handle is apt to cause accidents.
- A screwdriver should never be used as pry bar. If it is overstressed in this manner, the blade might break and send a particle of steel into the operator's arm or even towards his eyes.

hardness of the blade.

- Don't use a screwdriver with a split or broken handle.
- Don't use a regular screwdriver to check a storage battery or to determine if an electrical circuit is live.

Safety (pictures)

