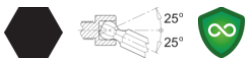


Отвёртка шестигранник с закруглённым жалом, рукоятка ТВІ

620ТВІ

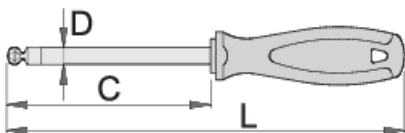


Профили






Описание товара

- лезвие: хромованадиевая сталь Premium Hard, целиком подвергнуто закалке и отпуску
- лезвие хромированное, жало чёрное
- рукоятка: эргономичная форма
- трёхкомпонентный материал
- отверстие для подвешивания

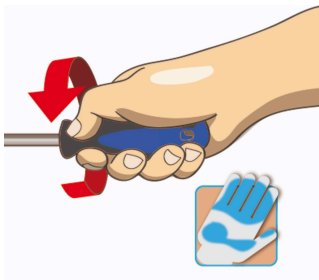


Barcode	Tip Size	C	L	D	Weight
611715	2	65	150	3	31
611716	2.5	75	160	3	34
611717	3	75	160	3.5	37

		C	L	D	
611718	4	100	200	5	68
611719	5	100	210	6	93
611720	6	125	245	7	128
611721	8	150	270	10	203

* Изображения продуктов носят демонстрационный характер. Все размеры указаны в миллиметрах, вес в граммах.

Использование (картинки)



Советы по безопасности



- Use a screw holding screwdriver to get screws started in awkward, hard-to-reach areas.
- Use a stubby screwdriver in close quarters where a conventional screwdriver cannot be used.
- A rounded tip should be redressed with a file; make sure edges are straight.
- Screwdrivers used in the shop are best stored in a rack. This way, the proper selection of the right screwdriver can be quickly made.
- Keep the screwdriver handle clean; a greasy handle is apt to cause accidents.
- A screwdriver should never be used as pry bar. If it is overstressed in this manner, the blade might break and send a particle of steel into the operator's arm or even towards his eyes.



- Don't use pliers on the handle of a screwdriver to get extra turning power. A wrench should only be used on the square shank or bolster of a screwdriver that is especially designed for that purpose.
- Don't expose a screwdriver blade to excessive heat as it may reduce the hardness of the blade.
- Don't use a screwdriver with a split or broken handle.
- Don't use a regular screwdriver to check a storage battery or to determine if an electrical circuit is live.

Безопасность (картинки)

