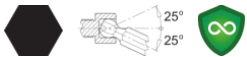


# Kaçavid imbus TBI për rrotullim anesor

620TBI

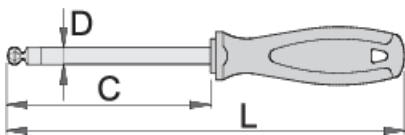





## Profiles






## Product features

- teh: çeliku krom-molibden vanadium-, thekur tërësisht dhe nevrik
- krom kromuar teh, nxihem majën
- trajtuar: formë ergonomik
- tre material komponent
- varur vrimë

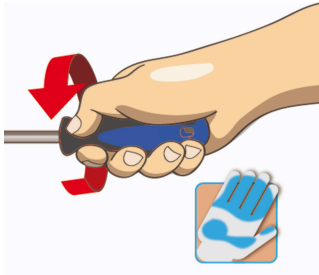


		C	L	D	
611715	2	65	150	3	31
611716	2.5	75	160	3	34
611717	3	75	160	3.5	37
611718	4	100	200	5	68
611719	5	100	210	6	93

		<b>C</b>	<b>L</b>	<b>D</b>	
611720	6	125	245	7	128
611721	8	150	270	10	203

\* Imazhet e produkteve janë simbolike. Të gjitha dimensionet janë në mm, pesha në gram. Të gjitha dimensionet e listuara mund të ndryshojnë në tolerancë.

## Usage (pictures)



## Safety tips



- Use a screw holding screwdriver to get screws started in awkward, hard-to-reach areas.
- Use a stubby screwdriver in close quarters where a conventional screwdriver cannot be used.
- A rounded tip should be redressed with a file; make sure edges are straight.
- Screwdrivers used in the shop are best stored in a rack. This way, the proper selection of the right screwdriver can be quickly made.
- Keep the screwdriver handle clean; a greasy handle is apt to cause accidents.
- A screwdriver should never be used as pry bar. If it is overstressed in this manner, the blade might break and send a particle of steel into the operator's arm or even towards his eyes.



- Don't use pliers on the handle of a screwdriver to get extra turning power. A wrench should only be used on the square shank or bolster of a screwdriver that is especially designed for that purpose.
- Don't expose a screwdriver blade to excessive heat as it may reduce the hardness of the blade.
- Don't use a screwdriver with a split or broken handle.
- Don't use a regular screwdriver to check a storage battery or to determine if an electrical circuit is live.

# Safety (pictures)

