

Surubelnite TBI-(PH)

615TBI



Profile

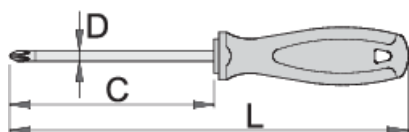


Standarde

ISO 8764-1, 3

Caracteristicile produsului

- lama: otel crom vanadium molibden tratata integral
- lama cromata, varful brunat
- maner: forma ergonomica
- trimaterial
- gaura de agatare
- in concordanta cu standardul ISO 8764-1,2
- fabricat in acord cu standard DIN 5260-PH



611701



PH 0



60









145



3

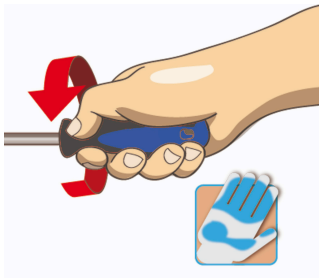


34

					
611702	PH 1	80	180	4.5	60
611703	PH 1	200	300	4.5	74
611704	PH 2	100	210	6	94
611705	PH 2	150	260	6	104
611706	PH 2	200	310	6	114
611707	PH 3	150	270	8	154
611708	PH 4	200	320	10	230

* Imaginea produsului este simbolica. Toate dimensiunile sunt exprimate în mm, greutatea în grame.

0 (pictures)



Safety tips



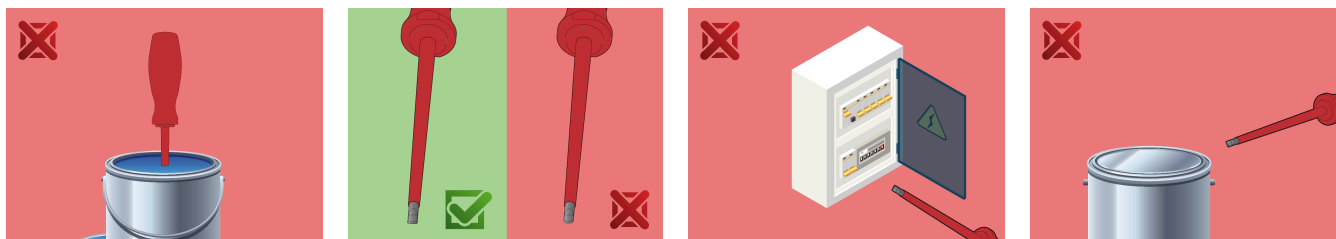
- Use a screw holding screwdriver to get screws started in awkward, hard-to-reach areas.
- Use a stubby screwdriver in close quarters where a conventional screwdriver cannot be used.
- A rounded tip should be redressed with a file; make sure edges are straight.
- Screwdrivers used in the shop are best stored in a rack. This way, the proper selection of the right screwdriver can be quickly made.
- Keep the screwdriver handle clean; a greasy handle is apt to cause accidents.
- A screwdriver should never be used as pry bar. If it is overstressed in this manner, the blade might break and send a particle



- Don't use pliers on the handle of a screwdriver to get extra turning power. A wrench should only be used on the square shank or bolster of a screwdriver that is especially designed for that purpose.
- Don't expose a screwdriver blade to excessive heat as it may reduce the hardness of the blade.
- Don't use a screwdriver with a split or broken handle.
- Don't use a regular screwdriver to check a storage battery or to determine if an electrical circuit is live.

of steel into the operator's arm or even towards his eyes.

Safety (pictures)



Frequently asked questions

Poți lovi șurubelnița?

Nu, nu ar trebui să loviți șurubelnița.

Cum curățăm un mâner multicomponent?

Cu agenți de curățare concepuți pentru materialul PP/TPE.

Poate fi folosită o șurubelniță cu varf PH pentru șuruburile cu amprentă PZ?

Utilizarea sa nu este recomandată, deoarece acest lucru poate provoca deteriorarea șurubului.