

# Kaçavida të rrafshhta TBI për elektrikista

602TBI



## Profiles

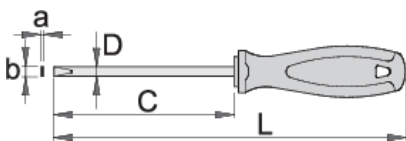




## Standards



ISO 8764-1,2

## Product features

- teh: çeliku krom-molibden vanadium-, thekur tërësisht dhe nevrik
- krom kromuar teh, nxihem majën
- trajtuar: formë ergonomik
- tre material komponent
- varur vrimë

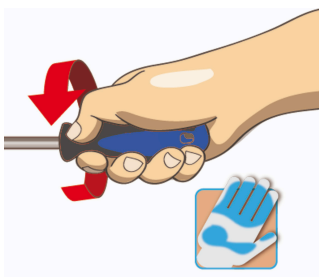


	axb	C	L	D	
612797	0.4 x 2.5	60	145	2.5	33
612798	0.4 x 2.5	75	160	2.5	33

	axb	C	L	D	
611684	0.5 x 3.0	100	185	3	37
612799	0.5 x 3.0	150	235	3	39
612800	0.6 x 3.5	100	185	3.5	39
612801	0.8 x 4.0	100	185	4	43
611685	0.8 x 4.0	125	210	4	45
612802	0.8 x 4.0	150	235	4	48
612803	0.8 x 4.0	250	335	4	56
612804	1.0 x 5.5	125	225	5.5	75
611686	1.0 x 5.5	150	250	5.5	81
616843	1.0 x 5.5	280	380	5.5	103
612805	1.2 x 6.5	150	260	6.5	113
616844	1.2 x 6.5	280	390	6.5	145
612806	1.2 x 8.0	175	295	8	163

\* Imazhet e produkteve janë simbolike. Të gjitha dimensionet janë në mm, pesha në gram. Të gjitha dimensionet e listuara mund të ndryshojnë në tolerancë.

## Usage (pictures)



## Safety tips



- Use a screw holding screwdriver to get screws started in awkward, hard-to-reach areas.
- Use a stubby screwdriver in close quarters where a conventional screwdriver cannot be used.
- A rounded tip should be redressed with



- Don't use pliers on the handle of a screwdriver to get extra turning power. A wrench should only be used on the square shank or bolster of a screwdriver that is especially designed for that purpose.
- Don't expose a screwdriver blade to excessive heat as it may reduce the hardness of the blade.

a file; make sure edges are straight.

- Screwdrivers used in the shop are best stored in a rack. This way, the proper selection of the right screwdriver can be quickly made.
- Keep the screwdriver handle clean; a greasy handle is apt to cause accidents.
- A screwdriver should never be used as pry bar. If it is overstressed in this manner, the blade might break and send a particle of steel into the operator's arm or even towards his eyes.

- Don't use a screwdriver with a split or broken handle.
- Don't use a regular screwdriver to check a storage battery or to determine if an electrical circuit is live.

## Safety (pictures)

