

Отвёртка шлицевая, рукоятка ТВІ

605ТВІ



Профили

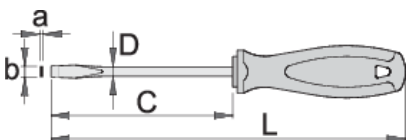




Стандарты

изготовлена в соответствии со стандартом
ISO 8764-1,-2

Описание товара

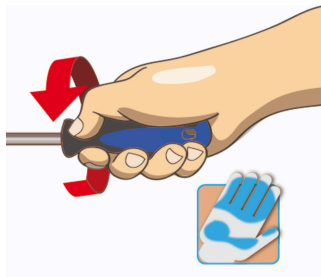
- лезвие: хромованадиевая сталь Premium Hard, целиком подвергнуто закалке и отпуску
- лезвие хромированное, жало чернёное
- рукоятка: эргономичная форма
- трёхкомпонентный материал
- отверстие для подвешивания
- изготовлена в соответствии со стандартами DIN ISO 2380-1:2006 и DIN ISO 2380-2:2006
- изготовлена в соответствии со стандартом DIN 5264



	axb	C	L	D	
612810	0.4 x 2.5	60	145	2.5	33
611687	0.4 x 2.5	75	160	2.5	34
611688	0.5 x 3.0	80	165	3	35
612811	0.5 x 3.0	100	185	3	37
611689	0.5 x 3.0	125	210	3	37
612812	0.5 x 3.0	150	235	3	39
612813	0.6 x 3.5	75	160	3.5	37
611690	0.6 x 3.5	100	185	3.5	39
611691	0.6 x 3.5	125	210	3.5	40
611692	0.8 x 4.0	100	185	4	41
612814	0.8 x 4.0	125	210	4	44
611693	0.8 x 4.0	150	235	4	46
612815	0.8 x 4.0	200	285	4	53
612816	1.0 x 5.5	100	200	5	68
611694	1.0 x 5.5	125	225	5	70
611695	1.0 x 5.5	150	250	5	74
612817	1.2 x 6.5	100	210	6	93
612818	1.2 x 6.5	125	235	6	98
611696	1.2 x 6.5	150	260	6	103
611697	1.2 x 6.5	200	310	6	115
611698	1.2 x 8.0	175	295	7	143
612819	1.6 x 8.0	175	295	7	143
611699	1.6 x 10.0	200	320	8	173
611700	2.0 x 12.0	250	370	9	223

* Изображения продуктов носят демонстрационный характер. Все размеры указаны в миллиметрах, вес в граммах.

Использование (картинки)



Советы по безопасности



- Use a screw holding screwdriver to get screws started in awkward, hard-to-reach areas.
- Use a stubby screwdriver in close quarters where a conventional screwdriver cannot be used.
- A rounded tip should be redressed with a file; make sure edges are straight.
- Screwdrivers used in the shop are best stored in a rack. This way, the proper selection of the right screwdriver can be quickly made.
- Keep the screwdriver handle clean; a greasy handle is apt to cause accidents.
- A screwdriver should never be used as pry bar. If it is overstressed in this manner, the blade might break and send a particle of steel into the operator's arm or even towards his eyes.



- Don't use pliers on the handle of a screwdriver to get extra turning power. A wrench should only be used on the square shank or bolster of a screwdriver that is especially designed for that purpose.
- Don't expose a screwdriver blade to excessive heat as it may reduce the hardness of the blade.
- Don't use a screwdriver with a split or broken handle.
- Don't use a regular screwdriver to check a storage battery or to determine if an electrical circuit is live.

Безопасность (картинки)

