

Set nastavaka u plastičnoj kutiji

Hidden

6776PB21



Profili






Opis proizvoda

- dimenzije kutije: 145x85x40 mm

Sadržaj:

- 1 kom. magnetnog držača za nastavke 1/4" (art. 6715E6,3) l-75 mm
- 4 kom. imbus nastavaka (art. 6469C6,3) dim. 3, 4, 5, 6 mm

- 9 kom. nastavaka sa TORX profilom (art. 6472C6,3) dim. TX8, TX9, TX10, TX15, TX20, TX25, TX27, TX30, TX40
- 3 kom. PZ krstastih nastavaka (art. 6466C6,3) dim. PZ1, PZ2, PZ3
- 2 kom. PH krstastih nastavaka (art. 6463C6,3) dim. PH1, PH2
- 2 kom. pljosnatih nastavaka (art. 6460C6,3) dim. 0.5x4.0, 1.2x6.5 mm

Naziv proizvoda	SKU	Artikal	Dimenzije	Količina
Set nastavaka u plastičnoj kutiji	621650	6776PB21	-	21
Nastavak pljosnati (SL), 3 kom./pakovanje		6460C6,3	0.5 x 4.0, 1.2 x 6.5	2
Nastavak krstasti (PZ), 3 kom./pakovanje		6466C6,3	PZ 1, PZ 2, PZ 3	3
Nastavak torx (TX), 3 kom./pakovanje		6472C6,3	TX 8, TX 9, TX 10, TX 15, TX 20, TX 25, TX 27, TX 30, TX 40	9
Nastavak imbus, 3 kom./pakovanje		6469C6,3	3, 4, 5, 6	4
Nastavak krstasti (PH), 3 kom./pakovanje		6463C6,3	PH 1, PH 2	2
Nosač nastavaka E 6, 3 (1/4")		6715E6,3	E6.3 (1/4")x75	1

* Fotografije proizvoda su simbolične. Sve dimenzije su u mm, a težina u gramima. Sve navedene dimenzije mogu odstupati u granicama tolerancija.

Pravilna upotreba



- Use a screw holding screwdriver to get screws started in awkward, hard-to-reach areas.
- Use a stubby screwdriver in close quarters where a conventional screwdriver cannot be used.
- A rounded tip should be redressed with a file; make sure edges are straight.
- Screwdrivers used in the shop are best stored in a rack. This way, the proper selection of the right screwdriver can be quickly made.



- Don't use pliers on the handle of a screwdriver to get extra turning power. A wrench should only be used on the square shank or bolster of a screwdriver that is especially designed for that purpose.
- Don't expose a screwdriver blade to excessive heat as it may reduce the hardness of the blade.
- Don't use a screwdriver with a split or broken handle.
- Don't use a regular screwdriver to check a storage battery or to determine if an electrical circuit is live.

- Keep the screwdriver handle clean; a greasy handle is apt to cause accidents.
- A screwdriver should never be used as pry bar. If it is overstressed in this manner, the blade might break and send a particle of steel into the operator's arm or even towards his eyes.