


# Jeu de tournevis à empreinte TORX

964/9CSOS



## Profils

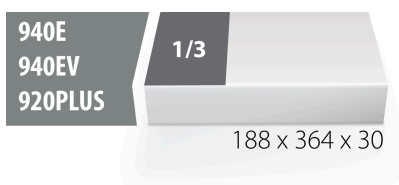


## Description produit


- Dimensions du module : 188 x 364 x 30 mm
- Compatible avec les tiroirs des gammes Eurostyle, Eurovision, Euromotion, Europlus et Hercules (tiroirs de devant)

## Le jeu comprend :

- 8 tournevis profil TORX TBI (réf 621TBI) dim TX 10, TX 15, TX 20, TX 25, TX 27, TX 30, TX 40, TX 45



Nom du produit	SKU	Article	Dimensions	Quantité
Jeu de tournevis à empreinte TORX	621560	964/9CSOS	-	8

Nom du produit	SKU	Article	Dimentions	Quantité
Tournevis TBI pour vis à empreinte TORX		621TBI	TX 10, TX 15, TX 20, TX 25, TX 27, TX 30, TX 40, TX 45	8
Module mousse SOS vide pour 964/9CSOS		vI964/9CSOS	188x364x30	1

\* Les images des produits ne sont pas contractuelles. Toutes les dimensions sont en mm, les poids en grammes.

## Safety tips



- Use a screw holding screwdriver to get screws started in awkward, hard-to-reach areas.
- Use a stubby screwdriver in close quarters where a conventional screwdriver cannot be used.
- A rounded tip should be redressed with a file; make sure edges are straight.
- Screwdrivers used in the shop are best stored in a rack. This way, the proper selection of the right screwdriver can be quickly made.
- Keep the screwdriver handle clean; a greasy handle is apt to cause accidents.
- A screwdriver should never be used as pry bar. If it is overstressed in this manner, the blade might break and send a particle of steel into the operator's arm or even towards his eyes.



- Don't use pliers on the handle of a screwdriver to get extra turning power. A wrench should only be used on the square shank or bolster of a screwdriver that is especially designed for that purpose.
- Don't expose a screwdriver blade to excessive heat as it may reduce the hardness of the blade.
- Don't use a screwdriver with a split or broken handle.
- Don't use a regular screwdriver to check a storage battery or to determine if an electrical circuit is live.